

EMPLOYMENT IN SPORT AND RECREATION

AUSTRALIA

EMBARGO: 11.30AM (CANBERRA TIME) WED 25 JUN 2003

C O N T E N T S

	<i>page</i>
Notes	2
Summary of findings	3

T A B L E S

PERSONS EMPLOYED IN SPORT AND PHYSICAL RECREATION OCCUPATIONS, BY:

1 Selected industries	10
2 Sex, 1996 and 2001	12
3 Age	13
4 Birthplace and origin	14
5 Hours worked	15
6 Gross weekly income	16
7 Field of study of highest qualification	17
8 Field of study and level of study of highest qualification	19
9 State and territory	21

PERSONS EMPLOYED IN OTHER LEISURE OCCUPATIONS, BY:

10 Selected industries	22
11 Sex, 1996 and 2001	24
12 Age	25
13 Birthplace and origin	26
14 Hours worked	27
15 Gross weekly income	28
16 Field of study of highest qualification	29
17 Field of study and level of study of highest qualification	31
18 State and territory	32

A D D I T I O N A L I N F O R M A T I O N

Explanatory Notes	33
Appendix 1 — Occupation classification	37
Appendix 2 — Industry correspondence	39

■ For further information about these and related statistics, contact the National Information and Referral Service on 1300 135 070 or Lisa Conolly on Adelaide 08 8237 7402.

ABOUT THIS PUBLICATION

This publication presents summary data on selected sport and recreation occupations and industries from the 2001 Census of Population and Housing. The tables in this publication show the number of Australian residents who were in Australia on Census night (7 August 2001) and had their main job in either a sport or physical recreation occupation or an other leisure occupation in the previous week. They also include details on industry of employment, sex, age, birthplace and origin, qualifications, income, hours worked and state or territory of usual residence.

Employment data in this publication are aligned, where possible, with the categories specified in the Occupation Classification and Industry Classification of the *Australian Culture and Leisure Classifications (ACLC)* (cat. no. 4902.0), which were released in 2001. Occupations are classified as 'sport and physical recreation' or 'other leisure' with concordance to the ACLC. While the industry data do not align strictly with the Industry Classification of the ACLC, some data are provided for 'sport and leisure' industries.

A similar report containing data on selected sport and recreation occupations and industries from the 1996 Census of Population and Housing was prepared by the Australian Bureau of Statistics (ABS) and released by the Sport and Recreation Ministers' Council (SRMC). In contrast to the current publication, occupations were classified as 'sport and recreation' on the basis they would be engaged principally in activities defined in the *National Sport and Recreation Industry Statistical Framework* (an earlier framework developed by the SRMC). Historical data shown in this publication have been revised to align with the ACLC categories.

Comparisons have been included for the 1996 and 2001 Census as both were coded using the same industry classification (Australian and New Zealand Standard Industry Classification) and occupation classification (Australian Standard Classification of Occupations). Due to changes in the classifications used to code occupation and industry, comparisons with the 1991 Census are not presented in this publication.

Information on terms used in this publication can be found in the Explanatory Notes. More detailed information on the classifications used in the Census is available in the *Census Dictionary, 2001* (cat. no. 2901.0).

R.W. Edwards
Acting Australian Statistician

SUMMARY OF FINDINGS

OVERVIEW

Every five years the ABS undertakes a Census of Population and Housing, the most recent being conducted in August 2001. The Census collects information relating to a person's main job in the week before the Census, that is, the one in which they usually worked the most hours.

This publication focuses on two distinct areas of employment that are relevant to sport and recreation, namely, employment in sport and physical recreation occupations and employment in other leisure occupations. Separate tables are presented for persons employed in sport and physical recreation occupations (83,008 persons) and for persons employed in other leisure occupations (282,386 persons). The tables in this publication exclude all persons who work as volunteers in the sport, recreation and leisure field, and all persons who work in sport, recreation and leisure as a 'second job', unless their main job (in terms of hours worked) was a sport, recreation or other leisure occupation.

OCCUPATION

Of all those employed in Australia in the week prior to the 2001 Census, 83,008 persons (1.0%) had their main job in a sport and physical recreation occupation. In the 1996 Census, 68,289 persons (0.9% of all persons employed in Australia) had their main job in a sport and physical recreation occupation. This represents an increase of 21.6% for sport and recreation occupations since 1996, compared to an increase of 8.7% for all occupations. Of those employed in a sport and physical recreation occupation in 2001, the largest numbers were reported for Fitness instructors (12,364 persons), Greenkeepers (11,928 persons), Veterinarians (5,007 persons), Veterinary nurses (4,858 persons) and Recreation officers (3,842 persons) (table 2).

The majority of sport and physical recreation occupation groups showed some increase between the 1996 Census and the 2001 Census, with nineteen of the occupation groups listed in table 2 showing a percentage increase greater than 20%. The largest increases, in terms of percentage change, were Outdoor adventure leaders (an increase of 560.2%, from 83 persons in 1996 to 548 persons in 2001), Sail makers (increased by 84.3%, from 235 to 433) and Fitness instructors (increased by 61.2%, from 7,669 to 12,364). Fitness instructors also showed the largest growth in terms of the total number of persons employed, with an increase of 4,695 persons who had their main job in this occupation.

By comparison, there were seven sport and physical recreation occupation groups (of those listed in table 2) that experienced a decrease between 1996 and 2001. The largest declines, in terms of percentage change, were Other sports centre managers (a decline of 23.9%, from 3,677 persons in 1996 to 2,800 in 2001), Sports administrators (declined by 10.9%, from 1,216 to 1,083) and Sports development officers (declined by 9.7%, from 745 to 673).

A further 282,373 persons (or 3.4% of all persons employed in Australia) had their main job in another leisure occupation. By comparison, in 1996, 243,280 persons (3.2%) had their main job in an other leisure occupation. This represents an increase of 16.1% since 1996. The largest other leisure occupation groups in 2001 were Waiters (79,826 persons), Bar attendants (47,442 persons), Restaurant and catering managers (39,076 persons), Chefs (38,927 persons) and Cooks (37,992 persons) (table 10).

SUMMARY OF FINDINGS *continued*

OCCUPATION *continued*

The other leisure occupation groups that reported large increases, in terms of percentage change, between the 1996 Census and the 2001 Census were Vending machine attendants (an increase of 94.5%, from 2,999 in 1996 to 5,834 in 2001), Telephone betting clerks (increased by 84.5%, from 413 to 762) and Gambling table supervisors (increased by 62.7%, from 1,120 to 1,822). By comparison, the other leisure occupation groups that experienced a decrease in 2001 were Gaming pit bosses (a decline of 54.7%, from 600 to 272), Bookmaker's clerks (declined by 39.1%, from 335 to 204) and Betting agency branch managers (declined by 38.2%, from 2013 to 1244).

INDUSTRY

Of the 82,999 persons whose main job was in a sport and physical recreation occupation, 19,639 (23.7%) were employed in Sports and services to sports industries, and 13,060 (15.7%) were employed in Sports grounds and facilities industries. Another 14,854 persons (17.9%) were employed across a range of other sport or leisure industries, while 35,446 (42.7%) were employed in other industries (table 1).

Of the 282,373 persons whose main job was in an other leisure occupation, 118,851 (42.1%) were employed in Cafe and restaurant industries, and 27,386 (9.7%) were employed in Clubs (hospitality) industries. Another 43,445 persons (15.4%) were employed across a range of other sport or leisure industries, while 92,691 (32.8%) were employed in other industries (table 10).

SEX

In August 2001, there were more males (50,113 or 60.4%) than females (32,895 or 39.6%) employed in sport and physical recreation occupations (table 2). Conversely, there were more females (160,169 or 56.7%) than males (122,217 or 43.3%) employed in other leisure occupations (table 11). By comparison, of all employed persons in 2001, 54.8% were male and 45.2% were female.

The sport and physical recreation occupations with the highest proportion of males in 2001 were Footballers, Boat builders and repairers, Gunsmiths, Greenkeepers and Golfers. By comparison, occupations with the highest proportion of females were Veterinary nurses, Horseriding coaches, Gymnastics coaches, Recreation officers and Fitness instructors (table 2).

There was a slightly higher percentage of males employed in sport and physical recreation occupations in 1996 (64.3%) than in 2001 (60.4%) (table 2). Compared with 1996, the proportion of employed Swimming coaches who were males increased to 57.0% in 2001, while the proportion of employed Jockeys who were males fell from 80.7% in 1996 to 72.3% in 2001.

The other leisure occupations that were more likely to be undertaken by females were Telephone betting clerks and Waiters. Males were more likely to work in occupations such as Bookmakers and Chefs (table 11).

Compared with 1996, similar proportions of males and females were employed in other leisure occupations in 2001 (table 11). While the total number fell, the proportion of persons employed as Gaming pit bosses who were males increased from 54.5% in 1996 to 69.9% in 2001. Conversely, the proportion of persons employed as Bookmaker's clerks who were males decreased from 85.7% in 1996 to 74.0% in 2001.

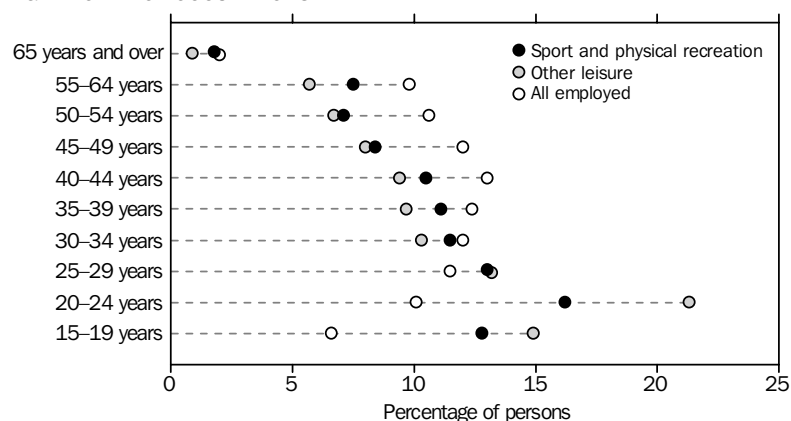
SUMMARY OF FINDINGS *continued*

AGE

The 20–24 year age group had the largest number of persons employed in both sport and physical recreation occupations (13,478 or 16.2% of all persons employed in sport and physical recreation occupations) and in other leisure occupations (60,173 or 21.3% of all persons employed in other leisure occupations) (table 3). In 1996, the 20–24 year age group also had the largest number of persons employed in both sport and physical recreation occupations (11,843 or 17.3% of all persons employed in sport and physical recreation occupations) and in other leisure occupations (57,126 or 23.5% of all persons employed in other leisure occupations).

The age profile of persons employed in sport and physical recreation occupations and in other leisure occupations was considerably different to that of all employed persons, particularly for the younger age groups. Of all employed persons, 28.3% were aged 15–29 years. By comparison, 49.4% of those persons employed in other leisure occupations and 42.0% of those persons employed in sport and physical recreation occupations were in this younger age group.

AGE PROFILE OF OCCUPATIONS



There were considerably more younger workers employed in sport and physical recreation occupations such as Footballers, Sports umpires, Gymnastics coaches and Ticket collectors and ushers. By contrast, over forty percent of those employed as Horse or dog racing officials and as Horse breeders were aged 50 years or over (table 3).

Other leisure occupations where younger workers were noticeably predominant were Hospitality trainees, Waiters and Bar attendants. By comparison, almost two-thirds of those employed as Bookmakers and as Caravan park and camping ground managers were aged 45 years or over. Persons aged 30–44 years were noticeably predominant in the occupations of Gaming pit bosses and Gaming table supervisors, with 68.4% and 52.7% employed in these other leisure occupations respectively (table 12).

SUMMARY OF FINDINGS *continued*

BIRTHPLACE AND ORIGIN

Overseas born workers comprised 15.0% (12,453 persons) of all persons employed in sport and physical recreation occupations, with 9.9% (8,213 persons) born in main English speaking countries and 5.1% (4,240 persons) born in non-English speaking countries (table 4). In contrast, more than one-quarter (27.6% or 77,907 persons) of persons employed in other leisure occupations were born overseas, with the majority of these persons born in non-English speaking countries (18.8% or 53,083 persons) (table 13). Similar proportions for both sport and physical recreation occupations and for other leisure occupations were reported in 1996.

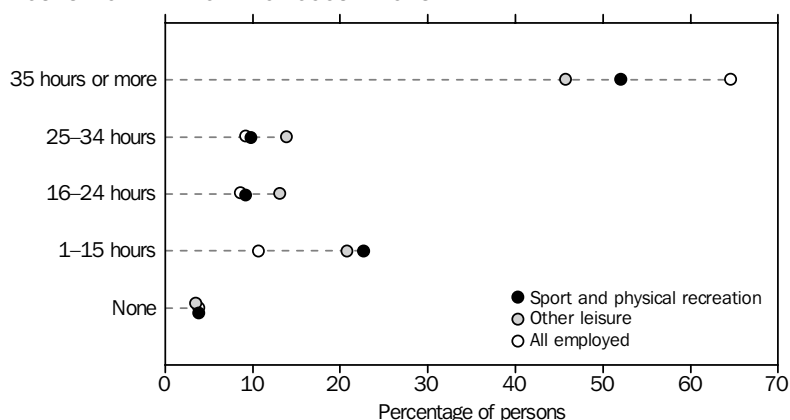
Compared to other sport and physical recreation occupations, a relatively large proportion of overseas born persons were employed as Horseriding coaches, Gunsmiths and Canvas goods makers. By contrast, a relatively large proportion of persons employed as Sports umpires, Horse or dog racing officials and Other sports officials were born in Australia. In terms of total persons employed, the most common sport and physical recreation occupations undertaken by Indigenous Australians were Greenkeepers (259 persons), Park rangers (154 persons) and Fitness instructors (121 persons). Almost 10% of Park rangers were of Indigenous origin (table 4).

The other leisure occupations with the largest proportion of overseas born employment were Chefs, Restaurant and catering managers, Tour guides and Gaming dealers. By comparison, a relatively high proportion of persons employed as Bookmaker's clerks, Hospitality trainees and Bookmakers were born in Australia. In terms of total persons employed, the most common other leisure occupations undertaken by Indigenous Australians were Cooks (662 persons), Bar attendants (661 persons) and Waiters (639 persons) (table 13).

HOURS WORKED

Compared to all occupations, persons employed in either sport and physical recreation occupations or other leisure occupations as their main job during the week before the 2001 Census were more likely to have worked part time (i.e. less than 35 hours). Almost two-thirds (64.6%) of persons employed in all occupations worked full time (i.e. 35 hours and over). By comparison, full-time employees accounted for 52.0% of person employed in sport and physical recreation occupations and 45.7% of persons employed in other leisure occupations.

HOURS WORKED PROFILE OF OCCUPATIONS



SUMMARY OF FINDINGS *continued*

HOURS WORKED *continued*

In 2001, the percentage of sport and physical recreation workers in each time range was similar to the percentage of other leisure workers reported for each time range; however, a slightly higher percentage of persons employed in sport and physical recreation occupations worked full time (52.0%, compared to 45.7%) and a slightly lower percentage worked in both the 16–24 hour range (9.2%, compared to 13.1%) and the 25–34 hour range (9.8%, compared to 13.9%) (table 8). By comparison, in 1996, similar proportions were reported for each time range for both sport and physical recreation occupations and other leisure occupations.

The majority of persons employed as Sport umpires (88.8%) worked on a part-time basis (less than 35 hours), with only 2.2% working full time. A further 4.4% were reported as either on holidays, on sick leave, on strike or temporarily stood down. A relatively large percentage of persons employed as Gymnastics coaches (84.9%), Ticket collectors or ushers (78.9%) and Fitness instructors (74.8%) also worked part time (table 8).

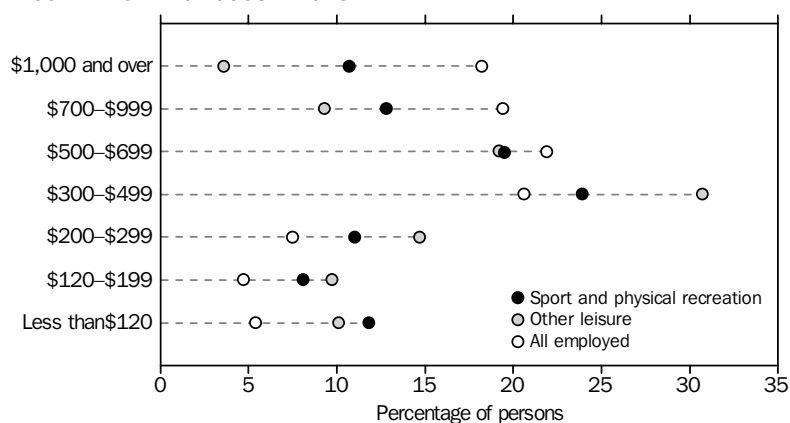
Other leisure occupations with a high percentage of part-time employees included Telephone betting clerks (87.4%), Bookmaker's clerks (81.9%) and Waiters (73.7%). Conversely, a relatively large percentage of persons employed as Gaming pit bosses (87.8%), Club managers (82.9%) and Caravan park and camping ground managers (81.9%) worked full time (table 17).

INCOME

Persons working in their main job in both sport and physical recreation occupations and other leisure occupations received, on average, a lower income than persons employed in all occupations. The median weekly income for sport and physical recreation occupations was \$453, compared with \$587 for all occupations. The median weekly income for other leisure occupations was lower again at \$388. These lower incomes may be related to the higher incidence of part-time work.

Over two-fifths (43.5%) of all persons employed in sport and physical recreation occupations received a gross weekly income between \$300 and \$700, while slightly less than one-third (30.9%) of persons received less than this amount and some 23.5% of persons received more (table 4). By comparison, almost half (49.9%) of all persons employed in other leisure occupations received a gross weekly income between \$300 and \$700, while 12.9% of persons received less than this amount and just over one-third (34.5%) of persons received more (table 4).

INCOME PROFILE OF OCCUPATIONS



SUMMARY OF FINDINGS *continued*

INCOME *continued*

Sport and physical recreation occupations that had a high proportion of persons receiving a weekly income of \$1,000 or more included Environment, parks and land care managers (61.0%), Footballers (48.4%) and Recreation officers (47.9%). By comparison, almost three-quarters of persons employed in their main job as Sports umpires and almost half of all persons employed as Gymnastics coaches received less than \$120 per week (table 5).

Over two-thirds (69.5%) of Gaming pit bosses received a weekly income of \$1,000 or more. By contrast, 60.1% of Waiters and 65.4% of Hospitality trainees received a weekly income below \$300 (table 14).

QUALIFICATIONS

Over half (52.8%) of all persons employed in sport and physical recreation occupations held a recognised post-school qualification, while 38.0% of persons employed in other leisure occupations had post-school qualifications (table 6). By comparison, 52.6% of persons employed in all occupations held a post-school qualification.

Field of Study

Post-school qualifications in Sport and recreation were held by 6.1% of persons employed in sport and physical recreation occupations. The sport and physical recreation occupations having the highest percentage of employees with a Sport and recreation qualification were Golfers (45.5%), Jockeys (26.6%) and Fitness instructors (18.0%). Another 9,426 (11.4%) persons employed in sport and recreation occupations held post-school qualifications in Health (table 6).

A large number of persons employed in other leisure occupations held post-school qualifications in Food, hospitality and personal services (43,718 persons or 15.5%) and Management and commerce (21,168 persons or 7.5%). The other leisure occupations having the highest percentage of employees with a Food, hospitality and personal services qualification were Chefs (56.4%) and Cooks (14.8%) (table 15).

Level of Study

Of the 5,104 persons employed in sport and physical recreation occupations who held a post-school qualification in Sport and recreation, 2,539 (49.7%) held a Certificate, 810 (15.9%) held an Advanced diploma or diploma, 507 (9.9%) held a Bachelor degree, 70 (1.4%) held a Graduate diploma or graduate certificate and 13 (0.3%) held a Postgraduate degree as their highest level of qualification (table 7).

Over half (54.4%) of the 107,224 persons employed in other leisure occupations who held a qualification held a Certificate level of qualification. A further 15,929 (14.9%) held an Advanced diploma or diploma, 14,840 (13.8%) held a Bachelor Degree, 921 (0.9%) held a Graduate diploma or graduate certificate and 927 (0.9%) held a Postgraduate degree as their highest level of qualification (table 16).

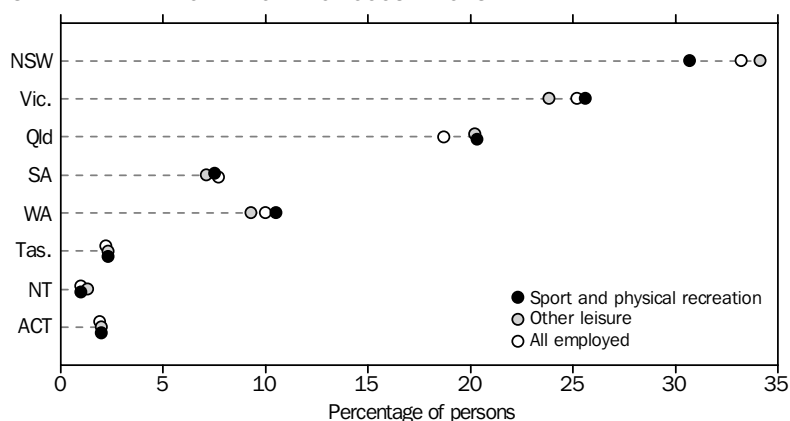
SUMMARY OF FINDINGS *continued*

STATE AND TERRITORY

Almost one-third (30.7% or 25,498 persons) of persons employed in sport and physical recreation occupations reported New South Wales as their usual place of residence. A further 25.6% (21,284 persons) were usual residents of Victoria, 20.3% (16,839 persons) lived in Queensland, 10.5% (8,704 persons) in Western Australia, 7.5% (6,235 persons) in South Australia, 2.3% (1,880 persons) in Tasmania, 2.0% (1,694 persons) in the Australian Capital Territory and 1.0% (861 persons) in Northern Territory (table 9). These proportions were similar to those reported for persons employed in other leisure occupations (table 18). In 1996, persons employed in sport and physical recreation occupations and in other leisure occupations reported similar proportions of residency in each state and territory to those reported in 2001.

The distribution of usual residence for persons employed in sport and physical recreation occupations and other leisure occupations was very similar to that of all employed persons in Australia, with the exception of New South Wales and Queensland. Of all persons employed in sport and physical recreation occupations, 30.7% resided in New South Wales. By comparison, 33.2% of those employed across all occupations and 34.1% of those employed in other leisure occupations resided in New South Wales. In contrast, persons residing in Queensland were well represented in both sport and physical recreation occupations (20.3%) and other leisure occupations (20.2%), when compared to employment in all occupations (18.7%).

STATE AND TERRITORY PROFILE OF OCCUPATIONS



With the exception of the Northern Territory, the sport and physical recreation occupations with the largest numbers of persons employed in each state and territory were Fitness instructors and Greenkeepers. More persons were employed as Park rangers in the Northern Territory than Fitness instructors. A large percentage of persons employed as Boat builders and repairers (39.2%) reported Queensland as their usual residence, while Victoria accounted for 34.5% of all Sports umpires (table 9).

For each state and territory, the other leisure occupation group with the highest number of employees was Waiters. New South Wales had a large percentage of persons employed as Club managers (45.5%), Bar attendants (43.2%) and Bookmaker's clerks (41.0%). Compared to other states and territories, Victoria accounted for 47.4% of all Vending machine attendants and 45.4% of Gaming table supervisors. Although not the largest percentage for an individual state or territory, the Northern Territory accounted for 9.2% of all Tour guides employed in Australia (table 18).

PERSONS EMPLOYED IN SPORT AND PHYSICAL RECREATION OCCUPATIONS, By selected industries

Occupation	Horse farming	Boatbuilding	Clubs (hospitality)	Recreational parks and gardens	Horse and dog racing	Sports grounds and facilities n.e.c.	Sports and services to sports n.e.c.
Environment, parks and land care manager	—	—	—	220	—	3	—
Sports administrator	—	—	54	—	6	114	677
Horse breeder	859	—	—	—	85	3	54
Park ranger	—	—	—	1 074	—	—	3
Natural and physical science professionals n.e.c.	—	—	—	—	—	8	45
Veterinarian	13	—	—	8	13	—	—
Recreation officer	—	—	18	17	6	170	69
Sport and recreation managers n.f.d.	—	—	5	—	—	44	37
Fitness centre manager	—	—	14	—	3	797	148
Other sports centre manager	—	—	51	3	6	1 411	357
Sport and recreation managers n.e.c.	—	—	12	—	101	43	113
Sportspersons, coaches and related support workers n.f.d.	—	—	13	—	4	81	413
Jockey	57	—	3	—	771	6	150
Golfer	—	—	60	—	—	81	481
Footballer	—	—	103	—	—	16	1 183
Other sportsperson	np	np	33	11	57	1 070	662
Gymnastics coach	—	—	4	—	—	244	1 000
Tennis coach	—	—	—	—	—	60	1 611
Swimming coach	—	—	3	—	—	120	608
Horseriding coach	10	—	—	—	50	4	319
Other sports coach	—	—	59	3	14	174	1 608
Sports development officer	—	—	24	—	3	65	366
Sports umpire	—	—	25	3	—	583	1 488
Horse or dog racing official	3	—	7	—	303	4	33
Other sports official	—	—	9	3	5	42	24
Gunsmith	—	—	—	—	—	—	3
Farrier(a)	13	—	—	—	17	—	562
Animal trainer(b)	117	—	—	8	1 434	5	702
Greenkeeper(c)	np	np	1 055	107	376	3 882	383
Canvas goods maker	—	—	—	—	—	—	—
Sail maker	—	12	—	—	—	—	—
Apprentice leather goods, canvas goods or sailmaker	—	—	—	—	—	—	—
Boat builder and repairer(d)	—	2 400	—	—	—	3	—
Veterinary nurse	10	—	—	9	—	—	—
Fitness instructor(e)	—	—	48	3	3	3 844	6 186
Outdoor adventure leader	—	—	—	4	3	36	47
Ticket collector or usher	—	—	18	17	103	142	80
Stud hand or stable hand	693	—	—	—	1 666	5	227
Total sport and physical recreation occupations	1 784	2 430	1 618	1 490	5 029	13 060	19 639
Other leisure occupations(f)	4	3	27 386	384	599	1 210	1 282
Total employment(g)	2 795	7 757	44 884	7 994	8 576	26 101	31 567

— nil or rounded to zero (including null cells)

np not available for publication but included in totals where applicable, unless otherwise indicated

(a) Comprises Farrier and Apprentice farrier.

(b) Comprises Animal trainers n.f.d., Horse trainer and Animal trainers n.e.c.

(c) Comprises Greenkeepers n.f.d., Greenkeeper and Apprentice greenkeeper.

(d) Comprises Boat builder and repairer and Apprentice boat builder and repairer.

(e) Comprises Fitness instructors and related workers n.f.d. and Fitness instructor.

(f) See Table 10 for details of individual other leisure occupations.

(g) Includes Not stated and Inadequately described.

PERSONS EMPLOYED IN SPORT AND PHYSICAL RECREATION OCCUPATIONS, By selected industries *continued*

Occupation	Other recreation services	Other sport and leisure industries(a)	Sport and recreation, undefined(b)	Government administration	Other industries	Total all industries
Environment, parks and land care manager	8	9	—	710	1 379	2 329
Sports administrator	6	3	45	20	158	1 083
Horse breeder	6	—	—	—	223	1 230
Park ranger	10	3	—	284	235	1 609
Natural and physical science professionals n.e.c.	—	—	4	4	34	95
Veterinarian	—	—	—	182	4 788	5 004
Recreation officer	69	27	53	415	2 997	3 841
Sport and recreation managers n.f.d.	6	3	4	8	34	141
Fitness centre manager	15	19	10	6	151	1 163
Other sports centre manager	78	46	65	181	600	2 798
Sport and recreation managers n.e.c.	50	11	4	4	63	401
Sportspersons, coaches and related support workers n.f.d.	10	9	18	12	236	796
Jockey	3	22	4	—	110	1 126
Golfer	—	409	4	3	82	1 120
Footballer	—	6	20	—	57	1 385
Other sportsperson	65	11	63	322	496	2 793
Gymnastics coach	26	3	13	4	138	1 432
Tennis coach	—	7	5	—	92	1 785
Swimming coach	3	—	3	18	134	889
Horseriding coach	8	—	—	—	174	565
Other sports coach	12	24	27	8	949	2 878
Sports development officer	9	—	50	49	107	673
Sports umpire	23	19	107	16	275	2 539
Horse or dog racing official	—	23	3	9	25	410
Other sports official	—	3	5	4	29	124
Gunsmith	—	20	—	—	128	151
Farrier(c)	44	—	3	—	176	815
Animal trainer(d)	29	14	6	25	786	3 126
Greenkeeper(e)	43	114	42	543	5 359	11 928
Canvas goods maker	—	16	—	—	594	610
Sail maker	—	23	—	—	398	433
Apprentice leather goods, canvas goods or sailmaker	—	—	—	—	62	62
Boat builder and repairer(f)	3	125	—	3	680	3 214
Veterinary nurse	—	—	—	3	4 836	4 858
Fitness instructor(g)	61	43	99	251	1 828	12 366
Outdoor adventure leader	66	4	8	7	374	549
Ticket collector or usher	48	67	16	58	2 649	3 198
Stud hand or stable hand	11	19	8	6	855	3 490
Total sport and physical recreation occupations	712	1 102	689	3 155	32 291	82 999
Other leisure occupations(h)	895	157 848	71	688	92 003	282 373
Total employment(i)	8 648	289 376	1 628	293 475	7 575 783	8 298 584

— nil or rounded to zero (including null cells)

(a) Comprises Toy and sporting good manufacturing, Toy and sporting good wholesaling, Sport and camping equipment retailing, Toy and game retailing, Marine equipment retailing, Trailer and caravan dealing, Recreational goods retailing undefined, Pubs, taverns and bars, Cafes and restaurants, Lotteries, Casinos, Gambling services n.e.c. and Gambling services undefined.

(b) Comprises Sport and recreation undefined and Sport undefined.

(c) Comprises Farrier and Apprentice farrier.

(d) Comprises Animal trainers n.f.d., Horse trainer and Animal trainers n.e.c.

(e) Comprises Greenkeepers n.f.d., Greenkeeper and Apprentice greenkeeper.

(f) Comprises Boat builder and repairer and Apprentice boat builder and repairer.

(g) Comprises Fitness instructors and related workers n.f.d. and Fitness instructor.

(h) See Table 10 for details of individual other leisure occupations.

(i) Includes Not stated and Inadequately described.

PERSONS EMPLOYED IN SPORT AND PHYSICAL RECREATION OCCUPATIONS, By sex—1996 and 2001

Occupation	2001 CENSUS			1996 CENSUS		
	Males	Females	Persons	Males	Females	Persons
Environment, parks and land care						
manager	1 823	509	2 332	1 889	447	2 336
Sports administrator	652	431	1 083	728	488	1 216
Horse breeder	688	541	1 229	653	476	1 129
Park ranger	1 255	351	1 606	1 438	257	1 695
Natural and physical science						
professionals n.e.c.	62	33	95	61	15	76
Veterinarian	2 975	2 032	5 007	2 779	1 467	4 246
Recreation officer	1 035	2 807	3 842	885	1 868	2 753
Sport and recreation managers n.f.d.	90	52	142	15	12	27
Fitness centre manager	626	537	1 163	486	417	903
Other sports centre manager	1 741	1 059	2 800	2 190	1 487	3 677
Sport and recreation managers n.e.c.	251	153	404	172	28	200
Sportspersons, coaches and related						
support workers n.f.d.	519	278	797	259	127	386
Jockey	813	311	1 124	705	169	874
Golfer	1 084	38	1 122	1 011	32	1 043
Footballer	1 377	8	1 385	986	5	991
Other sportsperson	1 965	826	2 791	1 441	450	1 891
Gymnastics coach	281	1 151	1 432	239	1 012	1 251
Tennis coach	1 419	358	1 777	1 044	312	1 356
Swimming coach	506	381	887	400	532	932
Horseriding coach	107	458	565	91	405	496
Other sports coach	1 991	887	2 878	1 727	800	2 527
Sports development officer	432	241	673	460	285	745
Sports umpire	1 840	698	2 538	1 403	558	1 961
Horse or dog racing official	365	45	410	351	32	383
Other sports official	89	35	124	60	19	79
Gunsmith	146	3	149	137	9	146
Farrier(a)	768	46	814	625	20	645
Animal trainer(b)	2 251	875	3 126	2 265	724	2 989
Greenkeeper(c)	11 637	291	11 928	11 609	300	11 909
Canvas goods maker	354	257	611	282	286	568
Sail maker	398	35	433	214	21	235
Apprentice leather goods, canvas goods						
or sailmaker	62	3	65	57	11	68
Boat builder and repairer(d)	3 153	60	3 213	2 166	47	2 213
Veterinary nurse	121	4 737	4 858	80	3 159	3 239
Fitness instructor(e)	3 685	8 679	12 364	2 234	5 435	7 669
Outdoor adventure leader	350	198	548	54	29	83
Ticket collector or usher	1 576	1 624	3 200	1 550	1 275	2 825
Stud hand or stable hand	1 626	1 867	3 493	1 171	1 356	2 527
Total sport and physical recreation occupations	50 113	32 895	83 008	43 917	24 372	68 289
Other leisure occupations(f)	122 217	160 169	282 386	103 835	139 461	243 296
Total employment(g)	4 546 783	3 751 823	8 298 606	4 272 051	3 364 266	7 636 317

(a) Comprises Farrier and Apprentice farrier.

(b) Comprises Animal trainers n.f.d., Horse trainer and Animal trainers n.e.c.

(c) Comprises Greenkeepers n.f.d., Greenkeeper and Apprentice greenkeeper.

(d) Comprises Boat builder and repairer and Apprentice boat builder and repairer.

(e) Comprises Fitness instructors and related workers n.f.d. and Fitness instructor.

(f) See Table 11 for details of individual other leisure occupations.

(g) Includes Not stated and Inadequately described.

PERSONS EMPLOYED IN SPORT AND PHYSICAL RECREATION OCCUPATIONS, By age

Occupation	15-19	20-24	25-29	30-34	35-39	40-44	45-49	50-54	55-64	65 & over	Total
Environment, parks and land care manager	13	47	164	317	382	439	418	315	227	10	2 332
Sports administrator	55	149	123	108	111	126	150	127	115	19	1 083
Horse breeder	9	49	80	114	127	179	172	162	240	97	1 229
Park ranger	21	91	222	260	268	267	233	142	84	18	1 606
Natural and physical science professionals n.e.c.	—	24	17	15	10	9	8	7	3	—	93
Veterinarian	8	292	749	759	757	692	639	557	480	74	5 007
Recreation officer	104	380	431	427	449	514	539	522	441	35	3 842
Sport and recreation managers n.f.d.	7	12	25	17	20	15	16	14	np	np	142
Fitness centre manager	12	118	193	195	169	168	112	94	79	23	1 163
Other sports centre manager	71	268	352	347	362	419	363	274	275	69	2 800
Sport and recreation managers n.e.c.	9	18	37	41	55	58	55	51	54	26	404
Sportspersons, coaches and related support workers n.f.d.	115	199	105	79	84	68	51	34	52	10	797
Jockey	191	267	223	183	124	68	35	17	10	6	1 124
Golfer	33	159	244	193	168	120	80	64	53	8	1 122
Footballer	260	625	389	93	6	—	3	—	—	5	1 381
Other sportsperson	715	901	401	229	171	153	76	75	55	15	2 791
Gymnastics coach	644	300	93	98	92	83	48	32	35	7	1 432
Tennis coach	288	346	236	210	163	133	131	86	143	41	1 777
Swimming coach	105	172	108	88	96	87	74	57	82	18	887
Horse riding coach	49	61	64	60	79	87	73	39	44	9	565
Other sports coach	465	546	331	339	317	318	205	138	163	56	2 878
Sports development officer	48	161	139	88	67	57	57	32	19	5	673
Sports umpire	1 886	296	68	62	60	50	36	29	34	17	2 538
Horse or dog racing official	18	32	35	51	30	37	38	49	76	44	410
Other sports official	34	17	10	12	10	6	8	11	8	8	124
Gunsmith	6	17	11	20	13	18	16	18	26	4	149
Farrier(a)	36	49	83	118	111	123	110	74	80	30	814
Animal trainer(b)	90	213	321	381	395	416	354	387	437	132	3 126
Greenkeeper(c)	882	1 455	1 427	1 291	1 398	1 371	1 147	1 166	1 499	292	11 928
Canvas goods maker	23	56	53	87	97	86	59	79	63	8	611
Sail maker	34	66	46	43	58	60	49	44	27	6	433
Apprentice leather goods, canvas goods or sailmaker	38	22	—	3	—	—	—	—	—	—	63
Boat builder and repairer(d)	317	445	426	402	365	385	300	253	275	45	3 213
Veterinary nurse	576	1 424	1 040	645	431	351	206	107	np	np	4 856
Fitness instructor(e)	1 345	2 575	1 693	1 655	1 692	1 381	817	529	533	144	12 364
Outdoor adventure leader	46	162	132	70	57	25	24	14	15	3	548
Ticket collector or usher	1 285	679	170	119	153	141	119	166	236	132	3 200
Stud hand or stable hand	762	785	529	361	285	215	186	145	175	50	3 493
Total sport and physical recreation occupations	10 600	13 478	10 770	9 580	9 232	8 725	7 007	5 910	6 227	1 469	82 998
Other leisure occupations(f)	42 011	60 173	37 176	29 042	27 294	26 596	22 507	18 972	16 015	2 596	282 382
Total employment(g)	550 223	842 015	954 418	999 514	1 031 074	1 078 318	994 145	876 637	809 119	163 129	8 298 592

— nil or rounded to zero (including null cells)

np not available for publication but included in totals where applicable, unless otherwise indicated

(a) Comprises Farrier and Apprentice farrier.

(b) Comprises Animal trainers n.f.d., Horse trainer and Animal trainers n.e.c.

(c) Comprises Greenkeepers n.f.d., Greenkeeper and Apprentice greenkeeper.

(d) Comprises Boat builder and repairer and Apprentice boat builder and repairer.

(e) Comprises Fitness instructors and related workers n.f.d. and Fitness instructor.

(f) See Table 12 for details of individual other leisure occupations.

(g) Includes Not stated and Inadequately described.

PERSONS EMPLOYED IN SPORT AND PHYSICAL RECREATION OCCUPATIONS, By birthplace and origin

	AUSTRALIAN-BORN(a)			OVERSEAS-BORN			TOTAL(b)
Occupation	Indigenous	Other(c)	Total	Main English speaking countries	Non-English speaking countries	Total	
Environment, parks and land care manager	29	1 834	1 863	317	129	446	2 332
Sports administrator	6	954	960	71	46	117	1 083
Horse breeder	np	np	1 033	130	44	174	1 227
Park ranger	154	1 261	1 415	122	50	172	1 606
Natural and physical science professionals n.e.c.	np	np	72	15	7	22	97
Veterinarian	11	3 879	3 890	638	453	1 091	5 007
Recreation officer	91	2 894	2 985	484	319	803	3 842
Sport and recreation managers n.f.d.	np	np	115	17	8	25	143
Fitness centre manager	4	935	939	139	67	206	1 163
Other sports centre manager	24	2 287	2 311	290	162	452	2 800
Sport and recreation managers n.e.c.	np	np	332	50	19	69	401
Sportspersons, coaches and related support workers n.f.d.	11	646	657	91	35	126	797
Jockey	22	891	913	130	44	174	1 124
Golfer	5	972	977	102	29	131	1 122
Footballer	70	1 167	1 237	73	58	131	1 385
Other sportsperson	29	2 449	2 478	188	80	268	2 791
Gymnastics coach	9	1 214	1 223	88	106	194	1 432
Tennis coach	5	1 540	1 545	103	101	204	1 777
Swimming coach	5	733	738	84	53	137	887
Horseriding coach	4	406	410	105	43	148	565
Other sports coach	18	2 203	2 221	316	293	609	2 878
Sports development officer	31	561	592	52	17	69	673
Sports umpire	21	2 286	2 307	125	61	186	2 538
Horse or dog racing official	np	np	373	27	5	32	411
Other sports official	3	109	112	6	6	12	124
Gunsmith	6	107	113	18	18	36	149
Farrier(d)	3	709	712	68	24	92	814
Animal trainer(e)	25	2 586	2 611	346	108	454	3 126
Greenkeeper(f)	259	10 206	10 465	874	377	1 251	11 928
Canvas goods maker	4	453	457	88	57	145	611
Sail maker	3	333	336	42	44	86	433
Apprentice leather goods, canvas goods or sailmaker	3	54	57	4	3	7	64
Boat builder and repairer(g)	26	2 425	2 451	528	172	700	3 213
Veterinary nurse	21	4 125	4 146	489	144	633	4 858
Fitness instructor(h)	121	10 004	10 125	1 364	690	2 054	12 364
Outdoor adventure leader	4	436	440	75	20	95	548
Ticket collector or usher	20	2 670	2 690	202	253	455	3 200
Stud hand or stable hand	40	2 916	2 956	352	95	447	3 493
Total sport and physical recreation occupations	1 093	68 164	69 257	8 213	4 240	12 453	83 006
Other leisure occupations(i)	2 818	195 902	198 720	24 824	53 083	77 907	282 386
Total employment(j)	97 641	6 060 859	6 158 500	886 310	1 118 067	2 004 377	8 298 604

np not available for publication but included in totals where applicable, unless otherwise indicated

(a) Includes persons born in external territories (Norfolk Island and minor islands such as Heard Island and McDonald Island).

(b) Includes Not stated, Inadequately described and Born at sea.

(c) Includes persons who did not state their Indigenous status.

(d) Comprises Farrier and Apprentice farrier.

(e) Comprises Animal trainers n.f.d., Horse trainer and Animal trainers n.e.c.

(f) Comprises Greenkeepers n.f.d., Greenkeeper and Apprentice greenkeeper.

(g) Comprises Boat builder and repairer and Apprentice boat builder and repairer.

(h) Comprises Fitness instructors and related workers n.f.d. and Fitness instructor.

(i) See Table 13 for details of individual other leisure occupations.

(j) Includes Not stated and Inadequately described.

PERSONS EMPLOYED IN SPORT AND PHYSICAL RECREATION OCCUPATIONS, By hours worked

NUMBER OF HOURS IN THE WEEK BEFORE THE CENSUS

Occupation	None(a)	1-15	16-24	25-34	35 and over	Total(b)
Environment, parks and land care manager	93	34	56	76	2 043	2 332
Sports administrator	23	60	62	82	845	1 083
Horse breeder	30	64	47	99	950	1 229
Park ranger	117	45	53	80	1 286	1 606
Natural and physical science professionals n.e.c.	3	12	7	9	62	93
Veterinarian	202	293	258	328	3 867	5 007
Recreation officer	168	483	578	726	1 832	3 842
Sport and recreation managers n.f.d.	3	17	5	8	107	143
Fitness centre manager	36	56	37	98	920	1 163
Other sports centre manager	142	200	172	199	2 041	2 800
Sport and recreation managers n.e.c.	19	54	24	29	271	404
Sportspersons, coaches and related support workers n.f.d.	20	306	88	65	293	797
Jockey	48	91	116	156	640	1 124
Golfer	41	38	48	81	892	1 122
Footballer	86	304	252	348	312	1 385
Other sportsperson	162	939	408	326	834	2 791
Gymnastics coach	23	920	177	119	156	1 432
Tennis coach	36	702	265	264	452	1 777
Swimming coach	18	333	138	101	283	887
Horseriding coach	21	138	84	66	231	565
Other sports coach	87	1 132	314	340	927	2 878
Sports development officer	19	65	44	45	486	673
Sports umpire	112	2 134	94	27	55	2 538
Horse or dog racing official	19	107	22	22	227	410
Other sports official	9	51	11	10	37	124
Gunsmith	5	9	7	4	117	149
Farrier(c)	18	72	70	112	498	814
Animal trainer(d)	77	186	138	169	2 434	3 126
Greenkeeper(e)	564	798	577	764	8 994	11 928
Canvas goods maker	17	43	42	69	428	611
Sail maker	12	23	14	32	336	433
Apprentice leather goods, canvas goods or sailmaker	—	4	—	3	50	64
Boat builder and repairer(f)	103	84	99	166	2 675	3 213
Veterinary nurse	174	777	627	913	2 285	4 858
Fitness instructor(g)	357	5 951	1 821	1 477	2 477	12 364
Outdoor adventure leader	59	82	45	55	298	548
Ticket collector or usher	167	1 684	534	306	410	3 200
Stud hand or stable hand	115	519	297	341	2 086	3 493
Total sport and physical recreation occupations	3 205	18 810	7 631	8 115	43 137	83 006
Other leisure occupations(h)	9 953	58 674	37 085	39 174	129 073	282 384
Total employment(i)	324 846	890 821	710 251	763 790	5 360 693	8 298 602

— nil or rounded to zero (including null cells)

(a) Includes persons on holidays, on sick leave, on strike or temporarily stood down.

(b) Includes persons who did not state their number of hours worked.

(c) Comprises Farrier and Apprentice farrier.

(d) Comprises Animal trainers n.f.d., Horse trainer and Animal trainers n.e.c.

(e) Comprises Greenkeepers n.f.d., Greenkeeper and Apprentice greenkeeper.

(f) Comprises Boat builder and repairer and Apprentice boat builder and repairer.

(g) Comprises Fitness instructors and related workers n.f.d. and Fitness instructor.

(h) See Table 14 for details of individual other leisure occupations.

(i) Includes Not stated and Inadequately described.

PERSONS EMPLOYED IN SPORT AND PHYSICAL RECREATION OCCUPATIONS, By gross weekly income

Occupation	Less than \$120	\$120– \$199	\$200– \$299	\$300– \$499	\$500– \$699	\$700– \$999	\$1000 and over	Total(a)
Environment, parks and land care manager	11	16	42	98	192	529	1 422	2 332
Sports administrator	16	22	85	172	219	287	269	1 083
Horse breeder	173	79	91	254	251	151	197	1 229
Park ranger	13	30	39	136	435	708	232	1 606
Natural and physical science professionals n.e.c.	np	4	7	15	15	28	25	97
Veterinarian	43	60	91	317	643	1 392	2 398	5 007
Recreation officer	116	215	463	1 283	847	603	248	3 842
Sport and recreation managers n.f.d.	np	6	15	18	26	35	34	142
Fitness centre manager	36	39	95	233	309	282	146	1 163
Other sports centre manager	112	112	171	486	731	716	420	2 800
Sport and recreation managers n.e.c.	21	18	33	64	92	99	73	404
Sportspersons, coaches and related support workers n.f.d.	152	97	104	122	111	106	84	797
Jockey	43	93	169	346	196	101	145	1 124
Golfer	29	19	67	344	255	242	144	1 122
Footballer	65	59	104	175	151	129	671	1 385
Other sportsperson	462	381	398	552	435	262	227	2 791
Gymnastics coach	645	212	189	211	77	53	9	1 432
Tennis coach	323	174	235	417	293	199	90	1 777
Swimming coach	125	113	118	213	139	103	55	887
Horseriding coach	93	87	92	150	67	37	21	565
Other sports coach	575	345	355	572	345	312	309	2 878
Sports development officer	21	27	52	112	209	179	63	673
Sports umpire	1 891	252	163	92	24	13	30	2 538
Horse or dog racing official	27	33	42	58	61	105	79	410
Other sports official	32	12	9	22	21	14	8	124
Gunsmith	6	8	11	30	44	36	10	149
Farrier(b)	34	51	99	224	183	102	84	814
Animal trainer(c)	334	252	373	864	567	382	240	3 126
Greenkeeper(d)	190	388	1 082	3 732	4 524	1 484	325	11 928
Canvas goods maker	27	44	55	287	149	27	8	611
Sail maker	10	15	28	124	144	70	27	433
Apprentice leather goods, canvas goods or sailmaker	5	4	21	28	5	—	—	66
Boat builder and repairer(e)	81	102	244	697	940	737	324	3 213
Veterinary nurse	330	380	702	2 280	922	136	30	4 858
Fitness instructor(f)	2 159	2 020	2 196	3 000	1 632	743	355	12 364
Outdoor adventure leader	49	66	96	162	110	42	17	548
Ticket collector or usher	1 068	590	525	533	254	118	33	3 200
Stud hand or stable hand	462	294	483	1 455	584	93	33	3 493
Total sport and physical recreation occupations	9 785	6 719	9 144	19 878	16 202	10 655	8 885	83 011
Other leisure occupations(g)	28 602	27 440	41 613	86 804	54 221	26 352	10 143	282 385
Total employment(h)	444 333	391 840	623 248	1 707 453	1 814 845	1 611 683	1 509 553	8 298 608

np not available for publication but included in totals where applicable, unless otherwise indicated

— nil or rounded to zero (including null cells)

(a) Includes persons who did not state their income.

(b) Comprises Farrier and Apprentice farrier.

(c) Comprises Animal trainers n.f.d., Horse trainer and Animal trainers n.e.c.

(d) Comprises Greenkeepers n.f.d., Greenkeeper and Apprentice greenkeeper.

(e) Comprises Boat builder and repairer and Apprentice boat builder and repairer.

(f) Comprises Fitness instructors and related workers n.f.d. and Fitness instructor.

(g) See Table 15 for details of individual other leisure occupations.

(h) Includes Not stated and Inadequately described.

PERSONS EMPLOYED IN SPORT AND PHYSICAL RECREATION OCCUPATIONS, By field of study of highest qualification

Occupation	Sport and Recreation	Other society and culture	Food, hospitality and personal services	Management and commerce	Health	Education
Environment, parks and land care manager	12	87	10	187	135	41
Sports administrator	33	42	7	238	50	157
Horse breeder	11	30	26	97	52	33
Park ranger	4	40	11	37	8	15
Natural and physical science professionals n.e.c.	—	3	—	—	47	—
Veterinarian	—	12	3	31	4 687	11
Recreation officer	253	519	68	336	411	196
Sport and recreation managers n.f.d.	20	3	—	22	6	12
Fitness centre manager	161	29	23	124	128	88
Other sports centre manager	217	95	39	350	153	138
Sport and recreation managers n.e.c.	16	18	3	39	17	25
Sportspersons, coaches and related support workers n.f.d.	78	28	4	41	41	72
Jockey	298	5	5	16	—	3
Golfer	511	8	7	84	7	17
Footballer	25	14	11	68	18	23
Other sportsperson	159	46	31	151	69	50
Gymnastics coach	106	27	13	43	37	65
Tennis coach	244	47	11	93	27	88
Swimming coach	121	26	15	54	50	56
Horseriding coach	45	22	13	34	24	30
Other sports coach	231	103	43	158	117	188
Sports development officer	74	40	6	103	47	86
Sports umpire	11	30	13	42	15	17
Horse or dog racing official	8	4	8	19	6	5
Other sports official	np	—	4	3	4	3
Gunsmith	—	4	3	3	—	3
Farrier(a)	np	6	7	5	4	8
Animal trainer(b)	77	51	57	77	53	44
Greenkeeper(c)	37	55	145	124	23	37
Canvas goods maker	—	—	9	14	—	3
Sail maker	—	4	—	5	3	3
Apprentice leather goods, canvas goods or sailmaker	—	—	—	—	—	—
Boat builder and repairer(d)	6	14	27	23	3	13
Veterinary nurse	3	68	69	143	1 946	38
Fitness instructor(e)	2 228	502	240	598	1 148	837
Outdoor adventure leader	42	38	6	28	24	107
Ticket collector or usher	7	75	42	151	32	51
Stud hand or stable hand	59	27	70	99	34	15
Total sport and physical recreation occupations	5 100	2 122	1 049	3 640	9 426	2 578
Other leisure occupations(f)	525	6 007	43 718	21 168	3 002	2 765
Total employment(g)	14 622	408 181	219 684	790 828	438 716	380 110

— nil or rounded to zero (including null cells)

np not available for publication but included in totals where applicable, unless otherwise indicated

(a) Comprises Farrier and Apprentice farrier.

(b) Comprises Animal trainers n.f.d., Horse trainer and Animal trainers n.e.c.

(c) Comprises Greenkeepers n.f.d., Greenkeeper and Apprentice greenkeeper.

(d) Comprises Boat builder and repairer and Apprentice boat builder and repairer.

(e) Comprises Fitness instructors and related workers n.f.d. and Fitness instructor.

(f) See Table 16 for details of individual other leisure occupations.

(g) Includes Not stated and Inadequately described.

PERSONS EMPLOYED IN SPORT AND PHYSICAL RECREATION OCCUPATIONS, By field of study of highest qualification *continued*

Occupation	Engineering and related technologies	Agriculture, environmental and related studies	Creative arts	Other fields(a)	Not applicable(b)	Total
Environment, parks and land care manager	287	691	5	531	346	2 332
Sports administrator	40	10	10	76	420	1 083
Horse breeder	62	113	14	75	716	1 229
Park ranger	105	658	10	282	436	1 606
Natural and physical science professionals n.e.c.	8	3	—	28	6	95
Veterinarian	5	39	—	122	95	5 005
Recreation officer	128	83	103	280	1 465	3 842
Sport and recreation managers n.f.d.	9	3	—	12	53	140
Fitness centre manager	81	6	13	103	407	1 163
Other sports centre manager	181	89	25	254	1 259	2 800
Sport and recreation managers n.e.c.	33	31	8	48	166	404
Sportspersons, coaches and related support workers n.f.d.	23	14	4	57	435	797
Jockey	17	53	3	97	625	1 122
Golfer	21	5	6	90	366	1 122
Footballer	70	18	6	117	1 015	1 385
Other sportsperson	118	30	26	254	1 857	2 791
Gymnastics coach	14	5	13	85	1 024	1 432
Tennis coach	70	11	16	125	1 045	1 777
Swimming coach	29	6	11	69	450	887
Horseriding coach	8	80	11	48	250	565
Other sports coach	205	36	49	289	1 459	2 878
Sports development officer	22	11	4	38	242	673
Sports umpire	26	9	7	148	2 220	2 538
Horse or dog racing official	30	11	3	38	278	410
Other sports official	8	3	np	13	81	122
Gunsmith	63	—	—	21	51	148
Farrier(c)	398	43	np	61	277	812
Animal trainer(d)	172	205	21	324	2 045	3 126
Greenkeeper(e)	957	3 849	39	907	5 755	11 928
Canvas goods maker	116	7	9	43	409	610
Sail maker	206	3	6	34	173	437
Apprentice leather goods, canvas goods or sailmaker	7	—	—	5	53	65
Boat builder and repairer(f)	1 392	16	15	377	1 327	3 213
Veterinary nurse	14	236	46	275	2 020	4 858
Fitness instructor(g)	275	66	279	975	5 216	12 364
Outdoor adventure leader	37	22	7	48	189	548
Ticket collector or usher	75	15	106	193	2 453	3 200
Stud hand or stable hand	98	329	25	207	2 530	3 493
Total sport and physical recreation occupations	5 410	6 809	903	6 749	39 214	83 000
Other leisure occupations(h)	6 859	1 486	4 207	17 486	175 159	282 382
Total employment(i)	936 720	111 005	139 803	926 264	3 932 661	8 298 594

— nil or rounded to zero (including null cells)

np not available for publication but included in totals where applicable, unless otherwise indicated

(a) Includes Natural and physical sciences, Architecture and building, Information technology and Mixed field programs. Also includes not stated and inadequately described.

(b) Includes persons without qualifications, or whose qualification is out of the scope of the Australian Standard Classification of Education (ASCED).

(c) Comprises Farrier and Apprentice farrier.

(d) Comprises Animal trainers n.f.d., Horse trainer and Animal trainers n.e.c.

(e) Comprises Greenkeepers n.f.d., Greenkeeper and Apprentice greenkeeper.

(f) Comprises Boat builder and repairer and Apprentice boat builder and repairer.

(g) Comprises Fitness instructors and related workers n.f.d. and Fitness instructor.

(h) See Table 16 for details of individual other leisure occupations.

(i) Includes Not stated and Inadequately described.

PERSONS EMPLOYED IN SPORT AND PHYSICAL RECREATION OCCUPATIONS, By field of study and level of study of highest qualification

SPORT AND RECREATION

Occupation	Post-graduate degree	Graduate diploma and certificate	Bachelor degree	Advanced diploma and diploma	Certificate	Total(a)
Environment, parks and land care manager	—	4	5	—	3	15
Sports administrator	—	5	14	5	6	30
Horse breeder	—	—	3	—	7	10
Park ranger	—	—	3	—	—	3
Natural and physical science professionals n.e.c.	—	—	—	—	—	—
Veterinarian	—	—	—	—	—	—
Recreation officer	6	20	115	46	50	253
Sport and recreation managers n.f.d.	—	3	7	4	6	20
Fitness centre manager	—	—	25	39	63	160
Other sports centre manager	4	8	61	41	67	217
Sport and recreation managers n.e.c.	—	—	7	3	3	19
Sportspersons, coaches and related support workers n.f.d.	—	5	17	19	27	78
Jockey	—	—	—	—	275	298
Golfer	—	—	5	89	274	509
Footballer	—	—	3	—	15	25
Other sportsperson	—	—	12	15	93	158
Gymnastics coach	np	np	18	18	40	108
Tennis coach	np	np	12	58	111	246
Swimming coach	—	3	11	29	51	121
Horseriding coach	—	—	—	3	26	45
Other sports coach	np	np	29	44	95	230
Sports development officer	np	np	28	20	20	77
Sports umpire	—	—	—	—	6	9
Horse or dog racing official	—	—	—	—	6	9
Other sports official	—	—	—	—	3	np
Gunsmith	—	—	—	—	—	—
Farrier(b)	—	—	—	—	3	np
Animal trainer(c)	—	3	—	3	66	78
Greenkeeper(d)	—	—	—	9	23	38
Canvas goods maker	—	—	—	—	—	—
Sail maker	—	—	—	—	—	—
Apprentice leather goods, canvas goods or sailmaker	—	—	—	—	—	—
Boat builder and repairer(e)	—	—	—	—	5	5
Veterinary nurse	—	—	—	3	—	3
Fitness instructor(f)	np	np	126	355	1 113	2 227
Outdoor adventure leader	—	—	6	7	26	42
Ticket collector or usher	—	—	—	—	6	6
Stud hand or stable hand	—	—	—	—	50	59
Total sport and physical recreation occupations	13	70	507	810	2 539	5 104
Other leisure occupations(g)	3	10	79	92	243	525
Total employment(h)	128	297	2 326	2 755	6 275	14 625

— nil or rounded to zero (including null cells)

np not available for publication but included in totals where applicable, unless otherwise indicated

(a) Includes Level of study not stated and Level of study inadequately described.

(b) Comprises Farrier and Apprentice farrier.

(c) Comprises Animal trainers n.f.d., Horse trainer and Animal trainers n.e.c.

(d) Comprises Greenkeepers n.f.d., Greenkeeper and Apprentice greenkeeper.

(e) Comprises Boat builder and repairer and Apprentice boat builder and repairer.

(f) Comprises Fitness instructors and related workers n.f.d. and Fitness instructor.

(g) See Table 17 for details of individual other leisure occupations.

(h) Includes Not stated and Inadequately described.

OTHER FIELDS OF STUDY(a)								
Occupation	Post-graduate degree	Graduate diploma and graduate certificate	Other fields of study Bachelor degree	Advanced diploma and diploma	Certificate	Total(b)	Not applicable(c)	All persons
Environment, parks and land care manager	367	176	759	330	284	1 974	346	2 335
Sports administrator	43	47	289	88	124	630	420	1 080
Horse breeder	14	11	91	130	182	502	716	1 228
Park ranger	27	45	469	243	309	1 166	436	1 605
Natural and physical science professionals n.e.c.	25	4	52	np	np	85	6	91
Veterinarian	580	59	4 147	24	23	4 912	95	5 007
Recreation officer	48	93	623	409	708	2 124	1 465	3 842
Sport and recreation managers n.f.d.	3	5	18	15	19	69	53	142
Fitness centre manager	10	32	225	93	167	595	407	1 162
Other sports centre manager	43	85	380	227	410	1 324	1 259	2 800
Sport and recreation managers n.e.c.	8	9	55	37	84	222	166	407
Sportspersons, coaches and related support workers n.f.d.	17	14	144	29	43	284	435	797
Jockey	—	—	14	12	105	199	625	1 122
Golfer	—	3	42	34	95	244	366	1 119
Footballer	5	np	94	36	168	346	1 015	1 386
Other sportsperson	3	11	192	88	332	775	1 857	2 790
Gymnastics coach	8	14	97	49	61	302	1 024	1 434
Tennis coach	11	16	179	78	125	488	1 045	1 779
Swimming coach	8	19	116	47	82	316	450	887
Horseriding coach	3	12	59	67	79	270	250	565
Other sports coach	36	54	373	192	392	1 188	1 459	2 877
Sports development officer	11	24	189	33	70	357	242	676
Sports umpire	7	4	56	39	82	307	2 220	2 536
Horse or dog racing official	—	3	21	16	62	124	278	411
Other sports official	—	3	11	6	17	42	81	126
Gunsmith	—	—	3	8	74	95	51	146
Farrier(d)	np	np	9	26	460	535	277	815
Animal trainer(e)	11	17	98	146	504	1 004	2 045	3 127
Greenkeeper(f)	23	25	110	402	5 108	6 136	5 755	11 929
Canvas goods maker	—	—	5	11	154	200	409	609
Sail maker	np	np	8	13	223	262	173	435
Apprentice leather goods, canvas goods or sailmaker	—	—	—	—	6	12	53	65
Boat builder and repairer(g)	8	6	38	93	1 583	1 880	1 327	3 212
Veterinary nurse	5	18	259	403	1 702	2 835	2 020	4 858
Fitness instructor(h)	159	212	1 682	1 006	1 068	4 920	5 216	12 363
Outdoor adventure leader	12	30	154	31	71	317	189	548
Ticket collector or usher	4	21	193	133	238	740	2 453	3 199
Stud hand or stable hand	np	5	77	147	468	905	2 530	3 494
Total sport and physical recreation occupations	1 505	1 083	11 331	4 745	15 682	38 686	39 214	83 004
Other leisure occupations(i)	924	913	14 763	15 836	58 142	106 704	175 159	282 383
Total employment(j)	222 557	168 949	1 158 617	639 963	1 678 440	4 351 317	3 932 661	8 298 598

np not available for publication but included in totals where applicable, unless otherwise indicated

— nil or rounded to zero (including null cells)

(a) Includes Field of study not stated and Field of study inadequately described.

(b) Includes Level of study not stated and Level of study inadequately described.

(c) Includes persons without qualifications, or whose qualification is out of the scope of the Australian Standard Classification of Education (ASCED).

(d) Comprises Farrier and Apprentice farrier.

(e) Comprises Animal trainers n.f.d., Horse trainer and Animal trainers n.e.c.

(f) Comprises Greenkeepers n.f.d., Greenkeeper and Apprentice greenkeeper.

(g) Comprises Boat builder and repairer and Apprentice boat builder and repairer.

(h) Comprises Fitness instructors and related workers n.f.d. and Fitness instructor.

(i) See Table 17 for details of individual other leisure occupations.

(j) Includes Not stated and Inadequately described.

PERSONS EMPLOYED IN SPORT AND PHYSICAL RECREATION OCCUPATIONS, By state and territory

Occupation	NSW	Vic.	Qld	SA	WA	Tas.	NT	ACT	Aust. (a)
Environment, parks and land care manager	814	492	392	161	257	87	np	67	2 331
Sports administrator	286	337	159	63	87	34	14	103	1 083
Horse breeder	459	350	193	83	124	14	3	4	1 230
Park ranger	382	423	400	95	78	53	146	21	1 606
Natural and physical science professionals n.e.c.	22	16	15	11	6	—	5	18	93
Veterinarian	1 571	1 251	1 023	332	539	121	56	114	5 007
Recreation officer	1 447	961	584	240	423	57	61	69	3 842
Sport and recreation managers n.f.d.	45	26	27	22	17	—	—	5	142
Fitness centre manager	376	334	231	75	92	23	13	19	1 163
Other sports centre manager	772	754	592	183	357	59	34	49	2 800
Sport and recreation managers n.e.c.	117	118	65	38	38	15	6	7	404
Sportspersons, coaches and related support workers n.f.d.	223	198	178	60	90	8	5	35	797
Jockey	312	338	253	78	98	29	6	10	1 124
Golfer	430	249	243	51	109	15	4	21	1 122
Footballer	498	424	172	128	118	5	3	37	1 385
Other sportsperson	846	959	487	124	230	46	33	66	2 791
Gymnastics coach	367	405	371	53	143	37	13	43	1 432
Tennis coach	642	529	329	95	111	21	10	40	1 777
Swimming coach	327	176	229	38	72	12	4	29	887
Horseriding coach	171	145	121	27	67	13	4	17	565
Other sports coach	939	791	465	234	316	36	10	87	2 878
Sports development officer	199	92	142	66	92	12	23	47	673
Sports umpire	448	876	340	276	416	99	4	79	2 538
Horse or dog racing official	107	130	85	29	35	13	3	8	410
Other sports official	31	43	24	8	10	—	—	7	123
Gunsmith	52	27	35	10	13	3	9	—	149
Farrier(b)	239	240	159	61	85	18	4	8	814
Animal trainer(c)	915	874	690	204	318	74	28	23	3 126
Greenkeeper(d)	3 730	1 935	3 431	1 057	1 076	395	150	151	11 928
Canvas goods maker	129	139	161	78	88	12	3	3	613
Sail maker	202	62	85	21	44	13	4	3	434
Apprentice leather goods, canvas goods or sailmaker	20	8	26	—	6	3	—	—	63
Boat builder and repairer(e)	644	439	1 259	151	576	126	16	3	3 214
Veterinary nurse	1 484	1 251	968	413	538	106	33	65	4 858
Fitness instructor(f)	3 714	3 930	1 725	1 151	1 262	209	62	311	12 364
Outdoor adventure leader	183	142	111	25	36	4	3	44	548
Ticket collector or usher	1 100	898	486	205	392	38	np	55	3 199
Stud hand or stable hand	1 255	922	583	289	345	70	3	26	3 493
Total sport and physical recreation occupations	25 498	21 284	16 839	6 235	8 704	1 880	861	1 694	83 006
Other leisure occupations(g)	96 224	67 122	56 989	20 069	26 313	6 435	3 624	5 579	282 391
Total employment(h)	2 754 139	2 092 791	1 554 210	638 572	829 052	183 783	83 783	161 203	8 298 609

np not available for publication but included in totals where applicable, unless otherwise indicated

— nil or rounded to zero (including null cells)

(a) Components may not add to Australian totals which include Other Territories.

(b) Comprises Farrier and Apprentice farrier.

(c) Comprises Animal trainers n.f.d., Horse trainer and Animal trainers n.e.c.

(d) Comprises Greenkeepers n.f.d., Greenkeeper and Apprentice greenkeeper.

(e) Comprises Boat builder and repairer and Apprentice boat builder and repairer.

(f) Comprises Fitness instructors and related workers n.f.d. and Fitness instructor.

(g) See Table 18 for details of individual other leisure occupations.

(h) Includes Not stated and Inadequately described.

PERSONS EMPLOYED IN OTHER LEISURE OCCUPATIONS, By selected industries

<i>Occupation</i>	<i>Pubs, taverns and bars</i>	<i>Cafes and restaurants</i>	<i>Clubs (hospitality)</i>	<i>Horse and dog racing</i>	<i>Sports grounds and facilities n.e.c.</i>	<i>Sports and services to sports n.e.c.</i>	<i>Casinos</i>
Bookmaker	—	3	—	12	—	4	—
Restaurant and catering manager	352	23 763	491	32	105	29	63
Chef(a)	1 573	21 990	1 695	27	49	71	201
Club manager (licensed premises)	661	166	3 923	85	178	257	82
Caravan park and camping ground manager	3	32	3	—	5	—	—
Amusement centre manager	31	52	22	4	86	13	np
Betting agency branch manager	206	18	145	13	3	9	14
Cook(b)	1 403	15 559	1 234	18	55	55	59
Hospitality workers n.f.d.	599	1 158	543	6	42	21	49
Bar attendant(c)	17 295	4 769	12 999	142	366	488	339
Waiter(d)	3 025	50 642	3 988	86	235	157	704
Hospitality trainee	65	285	63	—	5	3	6
Gaming workers n.f.d.	4	9	13	5	—	—	88
Gaming pit boss	—	6	3	—	—	—	238
Gaming table supervisor	201	100	310	8	10	20	763
Gaming dealer	30	45	10	4	3	—	3 436
Tour guide	5	36	6	12	31	49	—
Betting clerks n.f.d.	4	—	—	—	—	—	—
Betting agency counter clerk	71	20	67	96	8	7	np
Telephone betting clerk	—	3	—	16	—	—	—
Bookmaker's clerk	—	—	—	8	—	—	—
Betting clerks n.e.c.	3	6	101	—	6	17	23
Vending machine attendant	1 071	189	1 770	25	23	82	344
Total other leisure occupations	26 602	118 851	27 386	599	1 210	1 282	6 415
Sport and physical recreation occupations(e)	53	144	1 618	5 029	13 060	19 639	40
Total employment(f)	45 252	189 049	44 884	8 576	26 101	31 567	10 941

— nil or rounded to zero (including null cells)

np not available for publication but included in totals where applicable, unless otherwise indicated

(a) Comprises Chefs n.f.d., Head chef and Chef.

(b) Comprises Cooks n.f.d., Cook and Apprentice cook.

(c) Comprises Bar attendants n.f.d., Supervisor (bar attendants) and Bar attendant.

(d) Comprises Waiters n.f.d., Supervisor (waiters), General waiter and Drink waiter.

(e) See Table 1 for details of individual sport and physical recreation occupations.

(f) Includes Not stated and Inadequately described.

<i>Occupation</i>	<i>Other gambling services (a)</i>	<i>Other recreation services</i>	<i>Other sport and leisure industries (b)</i>	<i>Sport and recreation, undefined (c)</i>	<i>Other industries</i>	<i>Total all industries</i>
Bookmaker	236	—	—	—	52	307
Restaurant and catering manager	29	53	19	7	14 133	39 076
Chef(d)	78	39	15	3	13 186	38 927
Club manager (licensed premises)	234	15	5	13	692	6 311
Caravan park and camping ground manager	13	44	90	—	3 516	3 706
Amusement centre manager	14	229	17	np	298	773
Betting agency branch manager	660	3	—	—	173	1 244
Cook(e)	51	56	19	4	19 479	37 992
Hospitality workers n.f.d.	36	14	—	3	1 818	4 289
Bar attendant(f)	612	36	31	15	10 350	47 442
Waiter(g)	198	213	69	5	20 504	79 826
Hospitality trainee	9	3	—	—	392	831
Gaming workers n.f.d.	30	—	—	—	19	168
Gaming pit boss	16	—	—	—	9	272
Gaming table supervisor	189	4	—	—	217	1 822
Gaming dealer	280	—	—	—	199	4 007
Tour guide	3	119	212	10	5 694	6 177
Betting clerks n.f.d.	29	—	—	3	3	39
Betting agency counter clerk	1 584	3	—	np	153	2 016
Telephone betting clerk	695	—	—	—	47	761
Bookmaker's clerk	177	—	—	—	16	201
Betting clerks n.e.c.	115	7	—	—	76	354
Vending machine attendant	590	57	16	—	1 665	5 832
Total other leisure occupations	5 878	895	493	71	92 691	282 373
Sport and physical recreation occupations(h)	134	712	6 435	689	35 446	82 999
Total employment(i)	13 874	8 648	48 806	1 628	7 869 258	8 298 584

— nil or rounded to zero (including null cells)

np not available for publication but included in totals where applicable, unless otherwise indicated

(a) Comprises Lotteries, Gambling services n.e.c. and Gambling services undefined.

(b) Comprises Toy and sporting good manufacturing, Toy and sporting good wholesaling, Sport and camping equipment retailing, Toy and game retailing, Marine equipment retailing, Trailer and caravan dealing, Recreational goods retailing undefined, Horse farming, Boatbuilding and Recreational parks and gardens.

(c) Comprises Sport and recreation undefined and Sport undefined.

(d) Comprises Chefs n.f.d., Head chef and Chef.

(e) Comprises Cooks n.f.d., Cook and Apprentice cook.

(f) Comprises Bar attendants n.f.d., Supervisor (bar attendants) and Bar attendant.

(g) Comprises Waiters n.f.d., Supervisor (waiters), General waiter and Drink waiter.

(h) See Table 1 for details of individual sport and physical recreation occupations.

(i) Includes Not stated and Inadequately described.

PERSONS EMPLOYED IN OTHER LEISURE OCCUPATIONS, By sex—1996 and 2001

Occupation	2001 CENSUS			1996 CENSUS		
	Males	Females	Persons	Males	Females	Persons
Bookmaker	271	37	308	368	36	404
Restaurant and catering manager	17 079	21 997	39 076	13 739	17 770	31 509
Chef(a)	29 604	9 323	38 927	22 874	6 541	29 415
Club manager (licensed premises)	4 151	2 160	6 311	3 662	1 222	4 884
Caravan park and camping ground manager	2 009	1 696	3 705	1 889	1 539	3 428
Amusement centre manager	487	285	772	655	302	957
Betting agency branch manager	419	825	1 244	708	1 305	2 013
Cook(b)	16 293	21 699	37 992	16 162	21 995	38 157
Hospitality workers n.f.d.	1 659	2 630	4 289	1 565	2 311	3 876
Bar attendant(c)	21 461	25 981	47 442	19 426	24 651	44 077
Waiter(d)	18 377	61 449	79 826	14 070	51 567	65 637
Hospitality trainee	300	530	830	326	469	795
Gaming workers n.f.d.	81	88	169	46	38	84
Gaming pit boss	190	82	272	327	273	600
Gaming table supervisor	947	875	1 822	631	489	1 120
Gaming dealer	2 373	1 638	4 011	2 228	1 946	4 174
Tour guide	3 338	2 840	6 178	2 971	2 786	5 757
Betting clerks n.f.d.	14	27	41	—	4	4
Betting agency counter clerk	612	1 404	2 016	466	1 760	2 226
Telephone betting clerk	107	655	762	54	359	413
Bookmaker's clerk	151	53	204	287	48	335
Betting clerks n.e.c.	64	291	355	92	340	432
Vending machine attendant	2 230	3 604	5 834	1 289	1 710	2 999
Total other leisure occupations	122 217	160 169	282 386	103 835	139 461	243 296
Sport and physical recreation occupations(e)	50 113	32 895	83 008	43 917	24 372	68 289
Total employment(f)	4 546 783	3 751 823	8 298 606	4 272 051	3 364 266	7 636 317
.....						
—	nil or rounded to zero (including null cells)		(d)	Comprises Waiters n.f.d., Supervisor (waiters), General waiter and Drink waiter.		
(a)	Comprises Chefs n.f.d., Head chef and Chef.		(e)	See Table 2 for details of individual sport and physical recreation occupations.		
(b)	Comprises Cooks n.f.d., Cook and Apprentice cook.		(f)	Includes Not stated and Inadequately described.		
(c)	Comprises Bar attendants n.f.d., Supervisor (bar attendants) and Bar attendant.					

PERSONS EMPLOYED IN OTHER LEISURE OCCUPATIONS, By age

Occupation	15-19	20-24	25-29	30-34	35-39	40-44	45-49	50-54	55-64	65 & over	Total
Bookmaker	5	14	24	15	19	27	45	44	74	41	308
Restaurant and catering manager	915	3 310	4 442	4 812	5 441	5 799	5 435	4 724	3 715	483	39 076
Chef(a)	1 483	6 013	7 689	6 202	5 374	4 392	3 438	2 445	1 639	252	38 927
Club manager (licensed premises)	43	480	906	848	834	844	830	753	682	91	6 311
Caravan park and camping ground manager	14	45	115	262	344	465	598	730	958	174	3 705
Amusement centre manager	38	91	119	113	97	110	68	58	55	23	772
Betting agency branch manager	19	83	100	117	139	154	176	199	229	28	1 244
Cook(b)	5 881	5 734	3 138	2 894	3 592	4 320	4 277	4 109	3 533	514	37 992
Hospitality workers n.f.d.	809	1 423	569	334	277	238	209	197	191	42	4 289
Bar attendant(c)	6 073	15 372	7 304	4 679	3 904	3 595	2 554	1 891	1 779	291	47 442
Waiter(d)	25 353	24 212	9 259	5 626	4 587	4 226	2 958	1 998	1 331	276	79 826
Hospitality trainee	606	154	27	13	11	6	7	5	—	—	829
Gaming workers n.f.d.	—	15	39	37	26	19	15	9	5	3	168
Gaming pit boss	—	—	42	84	56	44	29	9	5	—	269
Gaming table supervisor	5	146	334	375	315	270	175	115	82	5	1 822
Gaming dealer	155	937	1 178	815	484	288	98	26	18	12	4 011
Tour guide	160	605	826	868	801	748	617	700	705	148	6 178
Betting clerks n.f.d.	6	3	3	—	9	6	4	5	3	3	42
Betting agency counter clerk	54	110	114	147	175	249	272	336	467	92	2 016
Telephone betting clerk	25	89	40	60	85	115	106	100	121	21	762
Bookmaker's clerk	14	15	13	9	19	19	17	23	35	40	204
Betting clerks n.e.c.	9	23	24	41	52	48	50	47	55	6	355
Vending machine attendant	344	1 299	871	691	653	614	529	449	333	51	5 834
Total other leisure occupations	42 011	60 173	37 176	29 042	27 294	26 596	22 507	18 972	16 015	2 596	282 382
Sport and physical recreation occupations(e)	10 600	13 478	10 770	9 580	9 232	8 725	7 007	5 910	6 227	1 469	82 998
Total employment(f)	550 223	842 015	954 418	999 514	1 031 074	1 078 318	994 145	876 637	809 119	163 129	8 298 592

— nil or rounded to zero (including null cells)

(a) Comprises Chefs n.f.d., Head chef and Chef.

(b) Comprises Cooks n.f.d., Cook and Apprentice cook.

(c) Comprises Bar attendants n.f.d., Supervisor (bar attendants) and Bar attendant.

(d) Comprises Waiters n.f.d., Supervisor (waiters), General waiter and Drink waiter.

(e) See Table 3 for details of individual sport and physical recreation occupations.

(f) Includes Not stated and Inadequately described.

PERSONS EMPLOYED IN OTHER LEISURE OCCUPATIONS, By birthplace and origin

Occupation	AUSTRALIAN-BORN(a)			OVERSEAS-BORN		TOTAL(b)	
	Indigenous	Other(c)	Total	Main English speaking countries	Non-English speaking countries	Total	
Bookmaker	3	271	274	15	17	32	309
Restaurant and catering manager	179	24 039	24 218	4 287	9 851	14 138	39 076
Chef(d)	255	20 763	21 018	4 618	12 425	17 043	38 927
Club manager (licensed premises)	60	5 292	5 352	533	344	877	6 311
Caravan park and camping ground manager	11	3 043	3 054	401	196	597	3 705
Amusement centre manager	7	597	604	91	58	149	772
Betting agency branch manager	6	1 013	1 019	116	93	209	1 244
Cook(e)	662	24 817	25 479	2 874	8 662	11 536	37 992
Hospitality workers n.f.d.	45	3 308	3 353	348	487	835	4 289
Bar attendant(f)	661	39 409	40 070	3 839	2 575	6 414	47 442
Waiter(g)	639	57 165	57 804	5 651	14 769	20 420	79 826
Hospitality trainee	14	739	753	40	16	56	830
Gaming workers n.f.d.	—	115	115	15	37	52	170
Gaming pit boss	—	185	185	56	30	86	271
Gaming table supervisor	8	1 323	1 331	245	222	467	1 822
Gaming dealer	20	2 568	2 588	378	969	1 347	4 011
Tour guide	187	3 717	3 904	606	1 590	2 196	6 178
Betting clerks n.f.d.	—	37	37	—	3	3	40
Betting agency counter clerk	13	1 722	1 735	162	93	255	2 016
Telephone betting clerk	5	654	659	56	42	98	762
Bookmaker's clerk	—	185	185	11	4	15	203
Betting clerks n.e.c.	3	287	290	36	27	63	356
Vending machine attendant	40	4 653	4 693	446	573	1 019	5 834
Total other leisure occupations	2 818	195 902	198 720	24 824	53 083	77 907	282 386
Sport and physical recreation occupations(h)	1 093	68 164	69 257	8 213	4 240	12 453	83 006
Total employment(i)	97 641	6 060 859	6 158 500	886 310	1 118 067	2 004 377	8 298 604

— nil or rounded to zero (including null cells)

(a) Includes persons born in external territories (Norfolk Island and minor islands such as Heard Island and McDonald Island).

(b) Includes Not stated, Inadequately described and Born at sea.

(c) Includes persons who did not state their Indigenous status.

(d) Comprises Chefs n.f.d., Head chef and Chef.

(e) Comprises Cooks n.f.d., Cook and Apprentice cook.

(f) Comprises Bar attendants n.f.d., Supervisor (bar attendants) and Bar attendant.

(g) Comprises Waiters n.f.d., Supervisor (waiters), General waiter and Drink waiter.

(h) See Table 4 for details of individual sport and physical recreation occupations.

(i) Includes Not stated and Inadequately described.

PERSONS EMPLOYED IN OTHER LEISURE OCCUPATIONS, By hours worked

NUMBER OF HOURS IN THE WEEK BEFORE THE CENSUS

<i>Occupation</i>	<i>None(a)</i>	<i>1-15</i>	<i>16-24</i>	<i>25-34</i>	<i>35 and over</i>	<i>Total(b)</i>
Bookmaker	14	80	37	45	126	308
Restaurant and catering manager	1 174	2 766	2 764	3 877	27 617	39 076
Chef(c)	1 150	2 035	2 179	3 337	28 903	38 927
Club manager (licensed premises)	179	176	210	413	5 231	6 311
Caravan park and camping ground manager	149	155	125	144	3 034	3 705
Amusement centre manager	37	72	44	74	532	772
Betting agency branch manager	38	163	161	211	644	1 244
Cook(d)	1 364	4 761	4 764	5 858	19 888	37 992
Hospitality workers n.f.d.	190	962	697	812	1 474	4 289
Bar attendant(e)	1 560	11 126	9 004	9 858	14 528	47 442
Waiter(f)	3 133	33 355	14 188	11 258	15 241	79 826
Hospitality trainee	24	130	80	81	492	830
Gaming workers n.f.d.	11	12	19	18	103	169
Gaming pit boss	9	3	14	7	238	271
Gaming table supervisor	83	51	132	183	1 355	1 822
Gaming dealer	217	139	383	538	2 660	4 011
Tour guide	330	869	679	620	3 528	6 178
Betting clerks n.f.d.	—	16	4	6	14	40
Betting agency counter clerk	96	527	301	275	779	2 016
Telephone betting clerk	27	305	214	147	56	762
Bookmaker's clerk	7	112	36	19	27	204
Betting clerks n.e.c.	10	134	82	55	67	355
Vending machine attendant	151	725	968	1 338	2 536	5 834
Total other leisure occupations	9 953	58 674	37 085	39 174	129 073	282 384
Sport and physical recreation occupations(g)	3 205	18 810	7 631	8 115	43 137	83 006
Total employment(h)	324 846	890 821	710 251	763 790	5 360 693	8 298 602

— nil or rounded to zero (including null cells)

(a) Includes persons on holidays, on sick leave, on strike or temporarily stood down.

(b) Includes persons who did not state their number of hours worked.

(c) Comprises Chefs n.f.d., Head chef and Chef.

(d) Comprises Cooks n.f.d., Cook and Apprentice cook.

(e) Comprises Bar attendants n.f.d., Supervisor (bar attendants) and Bar attendant.

(f) Comprises Waiters n.f.d., Supervisor (waiters), General waiter and Drink waiter.

(g) See Table 5 for details of individual sport and physical recreation occupations.

(h) Includes Not stated and Inadequately described.

PERSONS EMPLOYED IN OTHER LEISURE OCCUPATIONS, By gross weekly income

Occupation	Less than \$120	\$120– \$199	\$200– \$299	\$300– \$499	\$500– \$699	\$700– \$999	\$1000 and over	Total(a)
Bookmaker	27	17	30	52	51	50	72	308
Restaurant and catering manager	2 244	2 083	3 638	10 140	10 153	6 375	3 406	39 076
Chef(b)	960	1 165	2 712	10 301	12 392	7 971	2 387	38 927
Club manager (licensed premises)	37	52	119	668	1 716	2 240	1 378	6 311
Caravan park and camping ground manager	232	227	405	1 154	824	405	324	3 705
Amusement centre manager	58	39	44	155	157	179	123	772
Betting agency branch manager	24	60	111	363	372	170	126	1 244
Cook(c)	2 029	3 249	7 673	16 069	5 909	1 504	413	37 992
Hospitality workers n.f.d.	375	474	723	1 645	706	175	44	4 289
Bar attendant(d)	2 735	5 045	8 415	18 434	9 097	2 220	355	47 442
Waiter(e)	18 865	13 748	15 435	21 759	6 631	1 108	291	79 826
Hospitality trainee	140	131	271	222	40	6	4	830
Gaming workers n.f.d.	5	np	7	26	47	57	19	170
Gaming pit boss	—	—	—	—	11	71	187	269
Gaming table supervisor	5	17	45	267	585	618	260	1 822
Gaming dealer	30	44	112	577	1 646	1 478	73	4 011
Tour guide	455	474	680	1 617	1 529	906	357	6 178
Betting clerks n.f.d.	6	np	4	11	9	5	3	42
Betting agency counter clerk	118	182	264	511	387	315	204	2 016
Telephone betting clerk	48	98	176	279	115	29	6	762
Bookmaker's clerk	25	19	49	61	28	13	5	204
Betting clerks n.e.c.	20	51	71	131	52	14	6	355
Vending machine attendant	164	258	629	2 362	1 764	443	100	5 834
Total other leisure occupations	28 602	27 440	41 613	86 804	54 221	26 352	10 143	282 385
Sport and physical recreation occupations(f)	9 785	6 719	9 144	19 878	16 202	10 655	8 885	83 011
Total employment(g)	444 333	391 840	623 248	1 707 453	1 814 845	1 611 683	1 509 553	8 298 608

np not available for publication but included in totals where applicable, unless otherwise indicated

— nil or rounded to zero (including null cells)

(a) Includes persons who did not state their income.

(b) Comprises Chefs n.f.d., Head chef and Chef.

(c) Comprises Cooks n.f.d., Cook and Apprentice cook.

(d) Comprises Bar attendants n.f.d., Supervisor (bar attendants) and Bar attendant.

(e) Comprises Waiters n.f.d., Supervisor (waiters), General waiter and Drink waiter.

(f) See Table 6 for details of individual sport and physical recreation occupations.

(g) Includes Not stated and Inadequately described.

PERSONS EMPLOYED IN OTHER LEISURE OCCUPATIONS, By field of study of highest qualification

Occupation	Sport and Recreation	Other society and culture	Food, hospitality and personal services	Management and commerce	Health	Education	Engineering and related technologies
Bookmaker	3	14	3	27	3	7	15
Restaurant and catering manager	70	1 089	4 167	5 235	741	786	1 509
Chef(a)	13	344	21 971	2 066	144	209	467
Club manager (licensed premises)	28	101	418	1 040	54	74	351
Caravan park and camping ground manager	6	68	136	253	121	133	432
Amusement centre manager	8	25	29	108	13	19	62
Betting agency branch manager	5	25	71	105	8	27	47
Cook(b)	19	561	5 614	1 143	382	280	600
Hospitality workers n.f.d.	6	103	452	348	43	37	106
Bar attendant(c)	143	866	3 976	2 818	441	231	1 298
Waiter(d)	141	2 005	5 576	5 873	743	526	790
Hospitality trainee	—	8	73	53	—	6	4
Gaming workers n.f.d.	3	5	12	13	—	3	6
Gaming pit boss	3	11	6	22	4	3	17
Gaming table supervisor	5	37	123	155	14	29	96
Gaming dealer	14	127	295	363	49	42	183
Tour guide	45	474	192	947	145	270	577
Betting clerks n.f.d.	—	—	—	—	—	—	—
Betting agency counter clerk	6	31	59	121	23	21	51
Telephone betting clerk	—	13	4	49	11	6	10
Bookmaker's clerk	—	4	3	19	3	4	17
Betting clerks n.e.c.	—	3	14	11	3	—	4
Vending machine attendant	7	93	524	399	57	52	217
Total other leisure occupations	525	6 007	43 718	21 168	3 002	2 765	6 859
Sport and physical recreation occupations(e)	5 100	2 122	1 049	3 640	9 426	2 578	5 410
Total employment(f)	14 622	408 181	219 684	790 828	438 716	380 110	936 720

— nil or rounded to zero (including null cells)

(a) Comprises Chefs n.f.d., Head chef and Chef.

(b) Comprises Cooks n.f.d., Cook and Apprentice cook.

(c) Comprises Bar attendants n.f.d., Supervisor (bar attendants) and Bar attendant.

(d) Comprises Waiters n.f.d., Supervisor (waiters), General waiter and Drink waiter.

(e) See Table 7 for details of individual sport and physical recreation occupations.

(f) Includes Not stated and Inadequately described.

Occupation	Agriculture, environmental and related studies	Creative arts	Other fields(a)	Not applicable(b)	Total
Bookmaker	4	3	16	217	312
Restaurant and catering manager	185	590	2 665	22 039	39 076
Chef(c)	60	249	2 242	11 162	38 927
Club manager (licensed premises)	58	48	373	3 766	6 311
Caravan park and camping ground manager	52	26	371	2 107	3 705
Amusement centre manager	8	16	52	432	772
Betting agency branch manager	6	5	86	859	1 244
Cook(d)	143	280	2 389	26 581	37 992
Hospitality workers n.f.d.	31	79	295	2 789	4 289
Bar attendant(e)	342	824	2 943	33 560	47 442
Waiter(f)	342	1 739	4 432	57 659	79 826
Hospitality trainee	3	6	28	650	831
Gaming workers n.f.d.	3	—	12	110	167
Gaming pit boss	—	—	17	188	271
Gaming table supervisor	8	12	134	1 209	1 822
Gaming dealer	23	90	327	2 498	4 011
Tour guide	179	155	573	2 621	6 178
Betting clerks n.f.d.	—	—	3	34	37
Betting agency counter clerk	6	13	117	1 568	2 016
Telephone betting clerk	3	3	40	622	761
Bookmaker's clerk	—	—	5	149	204
Betting clerks n.e.c.	—	3	21	295	354
Vending machine attendant	30	66	345	4 044	5 834
Total other leisure occupations	1 486	4 207	17 486	175 159	282 382
Sport and physical recreation occupations(g)	6 809	903	6 749	39 214	83 000
Total employment(h)	111 005	139 803	926 264	3 932 661	8 298 594

— nil or rounded to zero (including null cells)

(a) Includes Natural and physical sciences, Architecture and building, Information technology and Mixed field programs. Also includes Not stated and Inadequately described.

(b) Includes persons without qualifications, or whose qualification is out of the scope of the Australian Standard Classification of Education (ASCED).

(c) Comprises Chefs n.f.d., Head chef and Chef.

(d) Comprises Cooks n.f.d., Cook and Apprentice cook.

(e) Comprises Bar attendants n.f.d., Supervisor (bar attendants) and Bar attendant.

(f) Comprises Waiters n.f.d., Supervisor (waiters), General waiter and Drink waiter.

(g) See Table 7 for details of individual sport and physical recreation occupations.

(h) Includes Not stated and Inadequately described.

PERSONS EMPLOYED IN OTHER LEISURE OCCUPATIONS, By field of study and level of study of highest qualification

ALL FIELDS OF STUDY(a)

Occupation	Post-graduate degree	Graduate diploma and certificate	Bachelor degree	Advanced diploma and diploma	Certificate	Total(b)	Not applicable(c)	All persons
Bookmaker	3	3	33	13	35	93	217	310
Restaurant and catering manager	278	286	3 312	3 639	6 862	17 037	22 039	39 076
Chef(d)	73	58	1 089	1 841	22 809	27 765	11 162	38 927
Club manager (licensed premises)	24	37	379	535	1 150	2 545	3 766	6 311
Caravan park and camping ground manager	13	34	197	224	883	1 598	2 107	3 705
Amusement centre manager	5	17	84	69	117	340	432	772
Betting agency branch manager	4	8	60	68	149	385	859	1 244
Cook(e)	66	51	856	1 076	6 988	11 411	26 581	37 992
Hospitality workers n.f.d.	13	14	237	276	650	1 500	2 789	4 289
Bar attendant(f)	56	67	1 892	2 020	6 946	13 882	33 560	47 442
Waiter(g)	280	192	4 801	4 658	8 303	22 167	57 659	79 826
Hospitality trainee	—	—	16	20	114	180	650	830
Gaming workers n.f.d.	—	—	11	14	28	57	110	167
Gaming pit boss	3	—	26	15	32	84	188	272
Gaming table supervisor	np	7	112	124	267	614	1 209	1 823
Gaming dealer	15	15	427	301	572	1 513	2 498	4 011
Tour guide	78	111	964	651	1 292	3 557	2 621	6 178
Betting clerks n.f.d.	—	—	—	3	—	3	34	37
Betting agency counter clerk	np	np	71	61	180	446	1 568	2 014
Telephone betting clerk	4	np	23	19	52	142	622	764
Bookmaker's clerk	—	—	11	13	24	54	149	203
Betting clerks n.e.c.	—	—	7	3	28	61	295	356
Vending machine attendant	9	15	232	286	902	1 790	4 044	5 834
Total other leisure occupations	927	921	14 840	15 929	58 383	107 224	175 159	282 383
Sport and physical recreation occupations(h)	1 525	1 147	11 839	5 558	18 221	43 794	39 214	83 004
Total employment(i)	222 693	169 238	1 160 942	642 719	1 684 713	4 365 942	3 932 661	8 298 597

— nil or rounded to zero (including null cells)

np not available for publication but included in totals where applicable, unless otherwise indicated

(a) Includes Field of study not stated and Field of study inadequately described.

(b) Includes Level of study not stated and Level of study inadequately described.

(c) Includes persons without qualifications, or whose qualification is out of the scope of the Australian Standard Classification of Education (ASCED).

(d) Comprises Chefs n.f.d., Head chef and Chef.

(e) Comprises Cooks n.f.d., Cook and Apprentice cook.

(f) Comprises Bar attendants n.f.d., Supervisor (bar attendants) and Bar attendant.

(g) Comprises Waiters n.f.d., Supervisor (waiters), General waiter and Drink waiter.

(h) See Table 8 for details of individual sport and physical recreation occupations.

(i) Includes Not stated and Inadequately described.

PERSONS EMPLOYED IN OTHER LEISURE OCCUPATIONS, By state and territory

Occupation	NSW	Vic.	Qld	SA	WA	Tas.	NT	ACT	Aust. (a)
Bookmaker	92	73	50	22	16	8	23	24	308
Restaurant and catering manager	13 011	9 816	7 654	2 662	4 011	783	414	719	39 076
Chef(b)	13 372	9 606	7 625	2 579	3 603	830	521	784	38 927
Club manager (licensed premises)	2 868	1 107	1 097	659	219	80	np	214	6 310
Caravan park and camping ground manager	1 111	897	808	316	414	94	59	3	3 705
Amusement centre manager	193	238	193	54	63	16	5	10	772
Betting agency branch manager	402	302	242	47	189	24	18	20	1 244
Cook(c)	12 471	8 428	8 034	2 886	4 090	943	584	550	37 992
Hospitality workers n.f.d.	1 281	1 303	760	430	341	80	51	43	4 289
Bar attendant(d)	20 472	8 084	9 446	3 221	3 694	1 141	492	886	47 442
Waiter(e)	24 967	20 446	16 111	5 900	7 903	1 898	np	1 987	79 827
Hospitality trainee	258	211	218	70	22	31	10	10	830
Gaming workers n.f.d.	37	34	68	12	7	6	3	3	170
Gaming pit boss	60	81	65	15	31	3	7	11	273
Gaming table supervisor	345	828	324	93	145	49	12	26	1 822
Gaming dealer	826	1 257	927	206	541	85	80	89	4 011
Tour guide	1 701	831	1 794	338	640	191	571	107	6 178
Betting clerks n.f.d.	14	11	3	4	3	3	—	5	43
Betting agency counter clerk	800	386	394	114	212	55	25	30	2 016
Telephone betting clerk	153	309	152	53	31	32	20	12	762
Bookmaker's clerk	84	32	38	19	15	—	14	3	205
Betting clerks n.e.c.	117	77	89	8	25	7	6	26	355
Vending machine attendant	1 589	2 765	897	361	98	76	31	17	5 834
Total other leisure occupations	96 224	67 122	56 989	20 069	26 313	6 435	3 624	5 579	282 391
Sport and physical recreation occupations(f)	25 498	21 284	16 839	6 235	8 704	1 880	861	1 694	83 006
Total employment(g)	2 754 139	2 092 791	1 554 210	638 572	829 052	183 783	83 783	161 203	8 298 609

np not available for publication but included in totals where applicable, unless otherwise indicated

— nil or rounded to zero (including null cells)

(a) Components may not add to Australian totals which include Other Territories.

(b) Comprises Chefs n.f.d., Head chef and Chef.

(c) Comprises Cooks n.f.d., Cook and Apprentice cook.

(d) Comprises Bar attendants n.f.d., Supervisor (bar attendants) and Bar attendant.

(e) Comprises Waiters n.f.d., Supervisor (waiters), General waiter and Drink waiter.

(f) See Table 9 for details of individual sport and physical recreation occupations.

(g) Includes Not stated and Inadequately described.

EXPLANATORY NOTES

INTRODUCTION

1 This publication presents key characteristics of persons in Australia who had their main job in a sport, recreation or leisure occupation in the week before the 2001 Census of Population and Housing.

SCOPE

2 The Census counts every person who spent Census night (7 August 2001) in Australia. This includes Australian residents in Antarctica and people in the territories of Jervis Bay, Cocos (Keeling) Islands and Christmas Island. The other Australian External Territories, Norfolk Island and minor islands such as Heard and McDonald Islands, are outside the scope of the Australian Census. The only people in Australia on Census night who are excluded from the Census are foreign diplomats and their families.

3 Although overseas visitors in Australia on Census night were included in the Census count, this publication excludes them in all tabulations.

DATA LIMITATIONS

4 Each stage of the Census is subject to stringent quality assurance procedures to ensure data of the highest quality. However, in a census there are potential sources of error such as undercounting, respondent error and processing error.

5 Random adjustment of the data is considered to be the most satisfactory technique for avoiding the release of confidential census data. When the technique is applied, cells with very small values are slightly adjusted or suppressed to prevent any identifiable data being exposed. These adjustments result in small introduced random errors. However, the information value of the table as a whole is not impaired.

6 The column and row totals in individual tables are derived after the random adjustment process has been applied, and consequently may include random error if there have been any adjustments to the cell components. Although each table of this kind is internally consistent, comparisons between tables which contain similar data may show some minor discrepancies.

7 No reliance should be placed on small cells. Even without introduced random error, firm reliance should not be placed on small cells since possible respondent and processing errors have greatest relative impact on small cells. Further, some small cells have been randomly altered to zero. Caution should be exercised in deducing that there are no people having these particular characteristics.

EMPLOYED PERSONS

8 Employed persons are those aged 15 years and over who, during the week prior to Census night (7 August 2001), satisfied at least one of the following requirements:

- worked for payment or profit, or as an unpaid helper in a family business;
- had a job from which they were on leave or otherwise temporarily absent; or
- were on strike or stood down temporarily.

9 Persons who worked in a voluntary capacity are not classified as employed persons.

10 If a person had more than one job in the week prior to the Census, then 'main job' refers to the job in which the person usually worked the most hours.

SPORT AND RECREATION OCCUPATIONS

11 For the Census, occupations are classified to the most detailed (six-digit) level of the second edition (1997) of the *Australian Standard Classification of Occupations* (ASCO) (cat. no. 1220.0). If a Census response lacked adequate information for it to be coded to the six-digit occupation level, it was coded to a 'not further defined' category (e.g. Sport and recreation managers n.f.d.) at a less detailed (four-digit) level of the ASCO structure. For the purpose of this publication, these categories have been reclassified to a six-digit occupation code within the same ASCO unit group, that is, at the same four-digit ASCO level with a zero in the fourth and fifth digit position of the ASCO code.

EXPLANATORY NOTES *continued*

SPORT AND RECREATION OCCUPATIONS *continued*

12 This publication covers two distinct areas of employment that are relevant to sport and recreation, namely, employment in sport and physical recreation occupations and employment in other leisure occupations.

13 Sport and physical recreation occupations (see Appendix 1) were selected on the basis of inclusion in the Occupation Classification in the *Australian Culture and Leisure Classifications (ACLC)* (cat. no. 4902.0). Division 3 (Sports and Physical Recreation) of the ACLC Industry Classification was used as a guide to determine which of the ACLC Occupation categories to include.

14 Other leisure occupations (relevant to sport and recreation) (see Appendix 1) were selected on the basis of inclusion in the Occupation Classification in the ACLC. Division 4 (Other Culture and Leisure) of the ACLC Industry Classification was used as a guide to determine which of the ACLC Occupation categories to include. As this division includes cultural-based leisure categories as well as sport and recreation-based leisure categories, only those considered relevant to sport and recreation were used to guide the selection of other leisure occupations.

15 The ASCO occupation structure is directly comparable to the ACLC Occupation Classification.

SPORT AND RECREATION INDUSTRIES

16 For the Census, industries are classified to the most detailed (four-digit) level of the *Australian and New Zealand Standard Industrial Classification (ANZSIC), 1993* (cat. no. 1292.0). If a response did not provide sufficient information to be coded to an industry class, it was coded to an 'undefined' category (e.g. Sport and recreation, undefined) with a zero in the fourth digit position of the ANZSIC code.

17 ANZSIC industry classes (relevant to sport or leisure) were selected on the basis of their concordance with the Industry Classification in the ACLC.

18 Where the ANZSIC industry class was deemed too broad or not directly comparable with the equivalent ACLC industry code, the relative contribution of ACLC sport and recreation industries and non-sport organisations to the ANZSIC industry class was assessed (primarily by analysing industry level income data) from which their inclusion/exclusion was determined. An outline of the correspondence between the ACLC Industry Classification codes and the ANZSIC industry classes, which was used to select relevant industries for tables 1 and 10, appears in Appendix 2.

BIRTHPLACE AND ORIGIN

19 For persons born overseas, the group *main English speaking countries* comprises the United Kingdom (England, Scotland, Wales and Northern Ireland), the Republic of Ireland, New Zealand, Canada, United States of America and South Africa. The remaining countries in the classification (excluding Australia) comprise the 'non-English speaking countries' for this publication.

20 The list of main English speaking countries provided here is not an attempt to classify countries on the basis of whether or not English is the predominant or official language of each country. It is a list of the main countries from which Australia receives, or has received, significant numbers of overseas settlers who are likely to speak English. The list therefore includes South Africa. Although large numbers of South Africans do not speak English as their first language, those who migrate to Australia are likely to speak English. The list does not include country units which are statistically insignificant in the Australian context, although they are English speaking countries.

21 A person is defined to be of Indigenous origin if he or she identified himself or herself as of Aboriginal and/or Torres Strait Islander origin.

MEDIAN INCOME

22 The median income is the mid value which divides a group of reported incomes into two, with half the observations falling below it and half above it. Persons who did not state their incomes were omitted from the calculation of the median.

EXPLANATORY NOTES *continued*

FIELD OF STUDY

23 The field of study of each respondent refers to the field in which their highest non-school qualification was completed (e.g. sport and recreation, education) and is classified according to the *Australian Standard Classification of Education (ASCED)* (cat. no. 1272.0) which was released in 2001. This classification replaces the ABS Classification of Qualifications (ABSCQ), which was used in the 1996 Census.

24 The 2001 Census category 'Sport and Recreation' (based on the ASCED classification) was divided into three separate categories in the 1996 Census (based on the previous ABSCQ classification). Two of these, 'Health Sciences n.e.c.' and 'Other Miscellaneous Fields n.e.c.' included a wide range of educational fields, many of which were outside the scope of the sport and recreation field. As it is not possible to separate the three 1996 Census categories into sport and recreation fields and other non-sport and recreation fields, an equivalent figure for the 2001 category 'Sport and Recreation' cannot be provided for 1996 Census data.

LEVEL OF STUDY

25 The level of study of each respondent refers to the level of their highest completed non-school qualification (e.g. bachelor degree, diploma) and is classified according to the new *Australian Standard Classification of Education (ASCED)* (cat. no. 1272.0) which was released in 2001. This classification replaces the ABS Classification of Qualifications (ABSCQ), which was used in the 1996 Census.

26 The 1996 Census category 'Associate Diploma' (based on the old ABSCQ classification) was replaced by the 2001 categories 'Advanced Diploma and Diploma Level' and 'Certificate Level' (based on the new ASCED classification). Consequently, for this publication, comparative data for the 2001 Census and the 1996 Census cannot be provided for these categories.

GENERAL ACKNOWLEDGMENT

27 ABS publications draw extensively on information provided freely by individuals, businesses, governments and other organisations. Their continued cooperation is very much appreciated; without it, the wide range of statistics published by the ABS would not be available. Information received by the ABS is treated in strict confidence as required by the *Census and Statistics Act 1905*.

REFERENCES

28 Terms and concepts used in this publication are explained in more detail in the following:

Australian Culture and Leisure Classifications (ACLC), 2001 (cat. no. 4902.0)

Australian and New Zealand Standard Industrial Classification (ANZSIC), 1993 (cat. no. 1292.0)

Australian Standard Classification of Education (ASCED), 2001 (cat. no. 1272.0)

Australian Standard Classification of Occupations (ASCO), Second Edition, 1997 (cat. no. 1220.0)

Census Dictionary, 2001 (cat. no. 2901.0)

Information Paper: ASCO — Australian Standard Classification of Occupations (cat. no. 1221.0).

RELATED PUBLICATIONS

29 Other ABS publications which include information on work in sport, recreation or other leisure activities include:

Accommodation Industry, Australia, 2000–01 (cat. no. 8695.0)

Casinos, Australia, 2000–01 (cat. no. 8683.0)

Clubs, Pubs, Taverns and Bars, Australia, 2000–01 (cat. no. 8687.0)

Employment in Culture, Australia, 2001 (cat. no. 6273.0)

Gambling Industries, Australia, 2000–01 (cat. no. 8684.0)

Involvement in Organised Sport and Physical Activity, Australia, April 2001 (cat. no. 6285.0)

Involvement in Sport, Australia, 1997 (cat. no. 6285.0)

EXPLANATORY NOTES *continued*

RELATED PUBLICATIONS

continued

Participation in Sport and Physical Activities, Australia, 1999–2000

(cat. no. 4177.0)

Selected Amusement and Leisure Industries, 2000–01 (cat. no. 8688.0)

Sports Attendance, March 1995 (cat. no. 4174.0)

Sports Industries, Australia, 2000–01 (cat. no. 8686.0)

Sport and Recreation: A Statistical Overview, Australia, 1997 (cat. no. 4156.0).

ABBREVIATIONS

ABS Australian Bureau of Statistics

ABSCQ Australian Bureau of Statistics Classification of Qualifications

ACLC Australian Culture and Leisure Classifications

ACT Australian Capital Territory

ANZSIC Australian and New Zealand Standard Industrial Classification

ASCED Australian Standard Classification of Education

ASCO Australian Standard Classification of Occupations

Aust. Australia

n.e.c. not elsewhere classified

n.f.d. not further defined

NSW New South Wales

NT Northern Territory

Qld Queensland

SA South Australia

SRMC Sport and Recreation Ministers' Council

Tas. Tasmania

Vic. Victoria

WA Western Australia

APPENDIX 1 OCCUPATION CLASSIFICATION

OCCUPATION CODES

In the Census, occupations were classified to the most detailed (six-digit) level of the second edition (1997) of the Australian Standard Classification of Occupations (ASCO). If a Census response lacked adequate information for it to be coded to the six-digit occupation level, it was coded to a 'not further defined' category (e.g. Sport and recreation, undefined) with zeroes in the fifth and sixth digit positions of the ASCO code.

Sport, recreation and other leisure occupations were selected on the basis of inclusion in the Occupation Classification in the Australian Culture and Leisure Classifications (ACLC). The ASCO occupation categories are directly comparable to the ACLC occupation categories.

The following tables list the codes associated with the occupations presented in this publication.

SPORT AND PHYSICAL RECREATION OCCUPATIONS

1299-17	Environment, parks and land care manager	3993-33	Horse or dog racing official
1299-19	Sports administrator	3993-35	Other sports official
1312-23	Horse breeder	4115-19	Gunsmith
2114-15	Park ranger	4123-13	Farrier
2119-79	Natural and physical science professionals n.e.c.	4123-83	Apprentice farrier
2392-11	Veterinarian	4614-00	Animal trainers n.f.d.
2549-19	Recreation officer	4614-11	Horse trainer
3391-00	Sport and recreation managers n.f.d.	4614-79	Animal trainers n.e.c.
3391-11	Fitness centre manager	4622-00	Greenkeepers n.f.d.
3391-13	Other sports centre manager	4622-11	Greenkeeper
3391-79	Sport and recreation managers n.e.c.	4622-81	Apprentice greenkeeper
3993-00	Sportspersons, coaches and related support workers n.f.d.	4944-13	Canvas good maker
3993-11	Jockey	4944-15	Sail maker
3993-13	Golfer	4944-81	Apprentice leather goods, canvas goods or sail maker
3993-15	Footballer	4981-13	Boat builder and repairer
3993-17	Other sportsperson	4981-13	Apprentice boat builder and repairer
3993-19	Gymnastics coach	6392-11	Veterinary nurse
3993-21	Tennis coach	6396-00	Fitness instructors and related workers n.f.d.
3993-23	Swimming coach	6396-11	Fitness instructor
3993-25	Horseriding coach	6396-13	Outdoor adventure leader
3993-27	Other sports coach	8312-11	Ticket collector or usher
3993-29	Sports development officer	9921-15	Stud hand or stable hand
3993-31	Sports umpire		

APPENDIX 1 OCCUPATION CLASSIFICATION *continued*

OCCUPATION CODES

OTHER LEISURE OCCUPATIONS

3212-21	Bookmaker	6323-00	Waiters n.f.d.
3321-11	Restaurant and catering manager	6323-01	Supervisor, waiters
3322-00	Chefs n.f.d.	6323-11	General waiter
3322-01	Head chef	6323-13	Drink waiter
3322-11	Chef	6324-11	Hospitality trainee
3324-11	Club manager (licensed premises)	6394-00	Gaming workers n.f.d.
3325-11	Caravan park and camping ground manager	6394-11	Gaming pit boss
3391-15	Amusement centre manager	6394-13	Gaming table supervisor
3399-15	Betting agency branch manager	6394-15	Gaming dealer
4513-00	Cooks n.f.d.	6397-15	Tour guide
4513-11	Cook	8115-00	Betting clerks n.f.d.
4513-81	Apprentice cook or chef	8115-11	Betting agency counter clerk
6320-00	Hospitality workers n.f.d.	8115-13	Telephone betting clerk
6322-00	Bar attendants n.f.d.	8115-15	Bookmaker's clerk
6322-01	Supervisor, bar attendants	8115-79	Betting clerks n.e.c.
6322-11	Bar attendant	9999-11	Vending machine attendant

REFERENCE

Descriptions of the ASCO categories are explained in more detail in the following:

Australian Standard Classification of Occupations, Second Edition, 1997
(cat. no. 1220.0).

APPENDIX 2 INDUSTRY CORRESPONDENCE

ANZSIC	The Australian and New Zealand Standard Industrial Classification (ANZSIC) was developed for the production and analysis of industry statistics. It aims to group businesses that carry out similar economic activities.
ACLC	The Industry Classification of the Australian Culture and Leisure Classifications (ACLC) was developed as an alternative view to ANZSIC and defines business units which either directly produce or provide sport and recreation goods and services for the use of the end consumer, or otherwise enable people to make use of these goods and services.
CORRESPONDENCE TABLE	The following table illustrates how the selected ANZSIC Industry classes correspond to ACLC Industry Codes classified as sport and recreation. When the correspondence is partial, this is indicated in the table by '(p)'.

ANZSIC	ACLC
0152 (p) Horse farming	334 (p) Sports and physical recreation support services
2822 (p) Boatbuilding	341 Sports and physical recreation goods manufacturing
2942 Toy and sporting good manufacturing	341 (p) Sports and physical recreation goods manufacturing
	481 (p) Other culture and leisure goods manufacturing n.e.c.
4793 Toy and sporting good wholesaling	342 (p) Sports and physical recreation goods wholesaling
	482 (p) Other culture and leisure goods wholesaling n.e.c.
5241 Sport and camping equipment retailing	343 (p) Sports and physical recreation goods retailing
5242 Toy and game retailing	483 (p) Other culture and leisure goods retailing n.e.c.
5245 (p) Marine equipment retailing	343 (p) Sports and physical recreation goods retailing
5313 (p) Trailer and caravan dealing	483 (p) Other culture and leisure goods retailing n.e.c.
5720 Pubs, taverns and bars	431 Pubs, taverns and bars
5730 Cafes and restaurants	432 Cafes and restaurants
5740 Clubs (hospitality)	433 Hospitality clubs
9239 Recreational parks and gardens	121 Nature parks and reserves
	322 (p) Other sports and physical recreation venues, grounds and facilities
9311 Horse and dog racing	311 (p) Horse and dog racing
9312 Sports grounds and facilities n.e.c.	321 Health and fitness centres and gymnasias
	322 (p) Other sports and physical recreation venues, grounds and facilities
9319 Sports and services to sports n.e.c.	311 (p) Horse and dog racing
	331 Sports and physical recreation administrative organisations
	332 (p) Sports and physical recreation clubs, teams and sports professionals
	334 (p) Sports and physical recreation support services
	461 (p) Booking and ticketing agencies
9321 Lotteries	419 Other gambling services
9322 Casinos	411 Casinos
9329 Gambling services n.e.c.	419 (p) Other gambling services
9330 Other recreation services	333 (p) Outdoor recreation guiding operations
	421 Amusement and theme parks
	422 Amusement arcades and centres and other amusement operations
	442 (p) Scenic and sightseeing tours
	451 (p) Interest groups and clubs

REFERENCES	<p>Descriptions of the ACLC and ANZSIC categories compared in this concordance are explained in more detail in the following:</p> <p><i>Australian Culture and Leisure Classifications, 2001</i> (cat. no. 4902.0)</p> <p><i>Australian and New Zealand Standard Industrial Classification, 1993</i> (cat. no. 1292.0).</p>
------------	---

FOR MORE INFORMATION . . .

- INTERNET* **www.abs.gov.au** the ABS web site is the best place to start for access to summary data from our latest publications, information about the ABS, advice about upcoming releases, our catalogue, and Australia Now—a statistical profile.
- LIBRARY* A range of ABS publications is available from public and tertiary libraries Australia-wide. Contact your nearest library to determine whether it has the ABS statistics you require, or visit our web site for a list of libraries.
- CPI INFOLINE* For current and historical Consumer Price Index data, call 1902 981 074 (call cost 77c per minute).
- DIAL-A-STATISTIC* For the latest figures for National Accounts, Balance of Payments, Labour Force, Average Weekly Earnings, Estimated Resident Population and the Consumer Price Index call 1900 986 400 (call cost 77c per minute).

INFORMATION SERVICE

Data already published that can be provided within five minutes will be free of charge. Our information consultants can also help you to access the full range of ABS information—ABS user pays services can be tailored to your needs, time frame and budget. Publications may be purchased. Specialists are on hand to help you with analytical or methodological advice.

- PHONE* 1300 135 070
- EMAIL* client.services@abs.gov.au
- FAX* 1300 135 211
- POST* Client Services, ABS, GPO Box 796, Sydney NSW 2001

WHY NOT SUBSCRIBE?

ABS subscription services provide regular, convenient and prompt deliveries of ABS publications and products as they are released. Email delivery of monthly and quarterly publications is available.

- PHONE* 1300 366 323
- EMAIL* subscriptions@abs.gov.au
- FAX* 03 9615 7848
- POST* Subscription Services, ABS, GPO Box 2796Y, Melbourne Vic 3001



2414800008018

ISBN 0 642 47886 4

RRP \$22.00